

## Lenovo ThinkSystem SR630 V2 Server

### Product Guide

The Lenovo ThinkSystem SR630 V2 is an ideal 2-socket 1U rack server for small businesses up to large enterprises that need industry-leading reliability, management, and security, as well as maximizing performance and flexibility for future growth. The SR630 V2 is based on the new 3rd generation Intel Xeon Scalable processor family (formerly codenamed "Ice Lake") and the new Intel Optane Persistent Memory 200 Series.

The SR630 V2 is designed to handle a wide range of workloads, such as databases, virtualization and cloud computing, infrastructure security, systems management, enterprise applications, collaboration/email, streaming media, web, and HPC.



Figure 1. Lenovo ThinkSystem SR630 V2

### Did you know?

The SR630 V2 server has been designed to take advantage of the features of the 3rd generation Intel Xeon Scalable processors, such as the full performance of 270W 40-core processors, support for 3200 MHz memory and PCIe Gen 4.0 support. The server also offers onboard NVMe PCIe ports that allow direct connections to 12x NVMe SSDs, which results in faster access to store and access data.

## Key features

Combining performance and flexibility, the SR630 V2 server is a great choice for enterprises of all sizes. The server offers a broad selection of drive and slot configurations and offers numerous high performance features. Outstanding reliability, availability, and serviceability (RAS) and high-efficiency design can improve your business environment and can help save operational costs.

### Scalability and performance

The ThinkSystem SR630 V2 offers numerous features to boost performance, improve scalability and reduce costs:

- Supports one or two third-generation Intel Xeon Processor Scalable processors
  - Up to 40 cores and 80 threads
  - Core speeds of up to 3.6 GHz
  - TDP ratings of up to 270W
- Support for up to 32 TruDDR4 memory DIMMs operating at up to 3200 MHz means you have the fastest available memory subsystem.
- Supports configurations of 2 DIMMs per channel to operate at the 3200 MHz rated speed of the memory DIMMs.
- Using 256GB 3DS RDIMMs, the server supports up to 8TB of system memory.
- Supports the new Intel Optane Persistent Memory 200 Series for advanced in-memory database applications, dense-virtualization; up to 16 PMem Modules can be installed in conjunction with regular system memory.
- Supports up to three single-width GPUs, each up to 75W for substantial processing power in a 1U system.
- Supports up to 12x 2.5-inch hot-swap drive bays, by using combinations of front-accessible (up to 10 bays) and rear-accessible (2 bays).
- Supports four 3.5-inch drive bays for lower-cost high-capacity HDD storage.
- Supports 16x EDSFF NVMe drives, a new form factor for high-density and high-performance storage.
- Supports up to 12x NVMe drives without oversubscription of PCIe lanes (1:1 connectivity) and without the need for additional NVMe adapters. The use of NVMe drives maximizes drive I/O performance, in terms of throughput and latency.
- Supports 12x SATA drives using the onboard SATA controller (no additional adapter needed), enabling lower cost, high capacity storage solution.
- Supports 12x SAS drives using a variety of 12Gb RAID controllers and SAS HBAs.
- Supports high-speed RAID controllers from Broadcom providing 12 Gb SAS connectivity to the drive backplanes. A variety of PCIe 3.0 and PCIe 4.0 RAID adapters are available.
- Supports up to two externally accessible 7mm hot-swap drives with RAID functionality for operating system boot functions.
- Supports M.2 drives for convenient operating system boot functions. Available M.2 adapters support either one M.2 drive or two M.2 drives in a RAID 1 configuration for performance and reliability.
- The server has a dedicated industry-standard OCP 3.0 small form factor (SFF) slot, with a PCIe 4.0 x16 interface, supporting a variety of Ethernet network adapters. A simple-swap mechanism with a thumbscrew and pull-tab enables tool-less installation and removal of the adapter. The adapter supports shared BMC network sideband connectivity to enable out-of-band systems management.
- The server offers PCI Express 4.0 I/O expansion capabilities that doubles the theoretical maximum bandwidth of PCIe 3.0 (16GT/s in each direction for PCIe 4.0, compared to 8 GT/s with PCIe 3.0). A PCIe 4.0 x16 slot provides 64 GB/s bandwidth, enough to support a 200GbE network connection.
- The server offers up to three PCIe 4.0 slots, all with rear access, plus an internal bay for a cabled RAID adapter or HBA, plus a slot dedicated to the OCP adapter.

## Availability and serviceability

The SR630 V2 provides many features to simplify serviceability and increase system uptime:

- The server offers Single Device Data Correction (SDDC, also known as Chipkill), Adaptive Double-Device Data Correction (ADDDC, also known as Redundant Bit Steering or RBS), and memory mirroring for redundancy in the event of a non-correctable memory failure.
- The server offers hot-swap drives, supporting RAID redundancy for data protection and greater system uptime.
- Available M.2 RAID boot adapters support RAID-1 which can enable two SATA or two NVMe M.2 drives to be configured as a redundant pair.
- The server has up to two hot-swap redundant power supplies and up to eight hot-swap redundant fans to provide availability for business-critical applications.
- The light path diagnostics feature uses LEDs to lead the technician to failed (or failing) components, which simplifies servicing, speeds up problem resolution, and helps improve system availability.
- Solid-state drives (SSDs) offer more reliability and performance than traditional mechanical HDDs for greater uptime.
- Proactive Platform Alerts (including PFA and SMART alerts): Processors, voltage regulators, memory, internal storage (SAS/SATA HDDs and SSDs, NVMe SSDs, M.2 storage, flash storage adapters), fans, power supplies, RAID controllers, server ambient and subcomponent temperatures. Alerts can be surfaced through the XClarity Controller to managers such as Lenovo XClarity Administrator, VMware vCenter, and Microsoft System Center. These proactive alerts let you take appropriate actions in advance of possible failure, thereby increasing server uptime and application availability.
- The built-in XClarity Controller continuously monitors system parameters, triggers alerts, and performs recovery actions in case of failures to minimize downtime.
- Built-in diagnostics in UEFI, using Lenovo XClarity Provisioning Manager, speed up troubleshooting tasks to reduce service time.
- Lenovo XClarity Provisioning Manager supports diagnostics and can save service data to a USB key drive or remote CIFS share folder for troubleshooting and reduce service time.
- Auto restart in the event of a momentary loss of AC power (based on power policy setting in the XClarity Controller service processor)
- Offers a diagnostics port on the front of the server to allow you to attach an external diagnostics handset for enhanced systems management capabilities.
- Support for the XClarity Administrator Mobile app running on a supported smartphone or tablet and connected to the server through the service-enabled USB port, enables additional local systems management functions.
- Three-year or one-year customer-replaceable unit and onsite limited warranty (varies by geography), 9 x 5 next business day. Optional service upgrades are available.

## Manageability and security

Systems management features simplify local and remote management of the SR630 V2:

- The server includes an XClarity Controller (XCC) to monitor server availability. Optional upgrade to XCC Advanced to provide remote control (keyboard video mouse) functions. Optional upgrade to XCC Enterprise enables the additional support for the mounting of remote media files (ISO and IMG image files), boot capture, and power capping.
- Lenovo XClarity Administrator offers comprehensive hardware management tools that help to increase uptime, reduce costs and improve productivity through advanced server management capabilities.
- UEFI-based Lenovo XClarity Provisioning Manager, accessible from F1 during boot, provides system

inventory information, graphical UEFI Setup, platform update function, RAID Setup wizard, operating system installation function, and diagnostic functions.

- Support for Lenovo XClarity Energy Manager which captures real-time power and temperature data from the server and provides automated controls to lower energy costs.
- An integrated industry-standard Unified Extensible Firmware Interface (UEFI) enables improved setup, configuration, and updates, and simplifies error handling.
- Support for industry standard management protocols, IPMI 2.0, SNMP 3.0, Redfish REST API, serial console via IPMI
- An integrated hardware Trusted Platform Module (TPM) supporting TPM 2.0 enables advanced cryptographic functionality, such as digital signatures and remote attestation.
- Administrator and power-on passwords help protect from unauthorized access to the server.
- Supports Secure Boot to ensure only a digitally signed operating system can be used. Supported with HDDs and SSDs, as well as 7mm and M.2 drives.
- Industry-standard Advanced Encryption Standard (AES) NI support for faster, stronger encryption.
- Intel Execute Disable Bit functionality can prevent certain classes of malicious buffer overflow attacks when combined with a supported operating system.
- Intel Trusted Execution Technology provides enhanced security through hardware-based resistance to malicious software attacks, allowing an application to run in its own isolated space, protected from all other software running on a system.
- Additional physical security features are an available chassis intrusion switch and available lockable front bezel.

### **Energy efficiency**

The SR630 V2 offers the following energy-efficiency features to save energy, reduce operational costs, and increase energy availability:

- Energy-efficient system board components help lower operational costs.
- High-efficiency power supplies with 80 PLUS Platinum and Titanium certifications
- Solid-state drives (SSDs) consume as much as 80% less power than traditional spinning 2.5-inch HDDs.
- The server uses hexagonal ventilation holes, which can be grouped more densely than round holes, providing more efficient airflow through the system and thus keeping your system cooler.
- Optional Lenovo XClarity Energy Manager provides advanced data center power notification, analysis, and policy-based management to help achieve lower heat output and reduced cooling needs.

## Comparing the SR630 V2 to the SR630

The ThinkSystem SR630 V2 improves on the previous generation SR630, as summarized in the following table.

Table 1. Comparing the SR630 V2 to the previous generation SR630

Feature	SR630	SR630 V2	Benefits
Processor	<ul style="list-style-type: none"> <li>2x 2nd Gen Intel Xeon Scalable Processor</li> <li>Up to 28 cores &amp; 205W per CPU</li> <li>48x PCIe 3.0 lanes per CPU</li> </ul>	<ul style="list-style-type: none"> <li>2x 3rd Gen Intel Xeon Scalable Processor</li> <li>Up to 40 cores &amp; 270W per CPU</li> <li>64x PCIe 4.0 lanes per CPU</li> </ul>	<ul style="list-style-type: none"> <li>The latest high-performance processors from Intel</li> <li>Greater computing performance with top bin CPUs</li> <li>Faster PCIe connectivity</li> <li>More PCIe lanes means more NVMe drives</li> </ul>
Memory	<ul style="list-style-type: none"> <li>6 channels per CPU</li> <li>24x TruDDR4 (R/LR/3DS) 2933 MHz DIMMs</li> <li>Up to 2DPC @ 2933MHz</li> <li>Max 3 TB with 24x 128 GB DIMMs</li> <li>Intel Optane PMem 100 Series</li> </ul>	<ul style="list-style-type: none"> <li>8 channels per CPU</li> <li>32x TruDDR4 (RDIMM/3DS) 3200 MHz DIMMs</li> <li>Up to 1DPC &amp; 2DPC @ 3200MHz</li> <li>Max 8 TB with 32x 256 GB DIMMs</li> <li>Intel Optane PMem 200 Series</li> </ul>	<ul style="list-style-type: none"> <li>Faster memory</li> <li>Increased capacity</li> <li>Support for new generation persistent memory</li> </ul>
Disk	<ul style="list-style-type: none"> <li>Up to 4x 3.5-inch or 10x 2.5-inch front bays</li> <li>2x 2.5-inch rear SAS/SATA</li> <li>Up to 10x 2.5-inch NVMe</li> <li>2x Internal M.2 with optional RAID 1</li> </ul>	<ul style="list-style-type: none"> <li>Up to 4x 3.5-inch or 10x 2.5-inch or 16x EDSFF front bays</li> <li>2x 2.5-inch rear SAS/SATA/NVMe</li> <li>Up to 12x 2.5-inch NVMe</li> <li>2x 7mm hot-swap rear SAS/SATA/NVMe for boot</li> <li>2x Internal M.2 with optional RAID 1</li> </ul>	<ul style="list-style-type: none"> <li>More configuration choices</li> <li>New EDSFF hot-swap drives</li> <li>New 7mm HS drives for OS boot</li> <li>New rear NVMe</li> <li>Higher maximum capacity</li> <li>Support mixing 2.5"/3.5" HDD and NVMe drives</li> </ul>
RAID	<ul style="list-style-type: none"> <li>12Gb SAS/SATA/RAID support</li> <li>PCIe 3.0 adapters</li> <li>Onboard SATA support with RAID</li> <li>Range of 8-, and 16-port RAID adapters</li> <li>8- and 16-port HBAs</li> <li>4x Onboard NVMe ports</li> <li>NVMe switch adapter support</li> </ul>	<ul style="list-style-type: none"> <li>12Gb SAS/SATA/RAID support</li> <li>PCIe 3.0 and PCIe 4.0 adapters</li> <li>Onboard SATA support with RAID</li> <li>Onboard VROC NVMe support with RAID</li> <li>Wider range of 8- and 16-port RAID adapters</li> <li>8- and 16-port HBAs</li> <li>12x Onboard NVMe ports</li> <li>NVMe Retimer adapters for 16x NVMe</li> </ul>	<ul style="list-style-type: none"> <li>New with Intel VROC for onboard SATA RAID and NVMe RAID</li> <li>Featuring industry's latest PCIe Gen4 based RAID adapters</li> <li>More onboard ports and NVMe Retimers lower the cost of NVMe support</li> </ul>

Feature	SR630	SR630 V2	Benefits
Networking	<ul style="list-style-type: none"> <li>Selectable LOM, 1GbE or 10GbE</li> <li>Optional ML2 and PCIe adapters</li> <li>1GbE dedicated management port</li> </ul>	<ul style="list-style-type: none"> <li>Selectable OCP 3.0, 1GbE, 10GbE or 25GbE</li> <li>Optional PCIe adapters</li> <li>1GbE dedicated management port</li> </ul>	<ul style="list-style-type: none"> <li>Improved performance &amp; flexibility</li> <li>OCP slot supports 25GbE</li> </ul>
PCIe	<ul style="list-style-type: none"> <li>Up to 3x PCIe 3.0 slots</li> <li>Supports 1x 75W GPU</li> <li>1x internal RAID slot</li> </ul>	<ul style="list-style-type: none"> <li>Up to 3x PCIe 4.0 slots</li> <li>Support 3x 75W GPUs</li> <li>1x internal bay for cabled RAID/HBA</li> </ul>	<ul style="list-style-type: none"> <li>More GPU support</li> <li>New PCIe 4.0 support</li> </ul>
Management and security	<ul style="list-style-type: none"> <li>XClarity Controller with upgrades</li> <li>Full XClarity software suite including XClarity Administrator</li> <li>Optional lockable front bezel</li> </ul>	<ul style="list-style-type: none"> <li>XClarity Controller with upgrades</li> <li>Full XClarity software suite including XClarity Administrator</li> <li>Optional lockable front bezel</li> <li>Optional intrusion switch</li> <li>Support for External Diagnostics Handset</li> <li>Platform Firmware Resiliency (PFR) hardware Root of Trust</li> </ul>	<ul style="list-style-type: none"> <li>Common management tools with prior generation</li> <li>External Diagnostics Handset with LCD panel offers quick access to system status, firmware, network, and health information</li> <li>Platform Firmware Resiliency is an advanced security solution with a silicon-based to guard against corruption and unauthorized firmware updates</li> </ul>
Power supplies	<ul style="list-style-type: none"> <li>2x Hot-swap PSUs up to 1100W, Platinum</li> <li>750W Hot-swap Titanium PSU</li> <li>-48V DC power for Telco</li> <li>240V HVDC support in China</li> </ul>	<ul style="list-style-type: none"> <li>2x Hot-swap PSUs up to 1800W, Platinum</li> <li>750W Hot-swap Titanium PSU</li> <li>-48V DC power for Telco</li> <li>240V HVDC support in China</li> </ul>	<ul style="list-style-type: none"> <li>Expanded power supply portfolio for exact configuration required and sharing with rest of the 2-socket/4-socket ThinkSystem V2 servers</li> </ul>

## Components and connectors

There are four different base drive configurations available for the SR630 V2, as shown in the following figure.

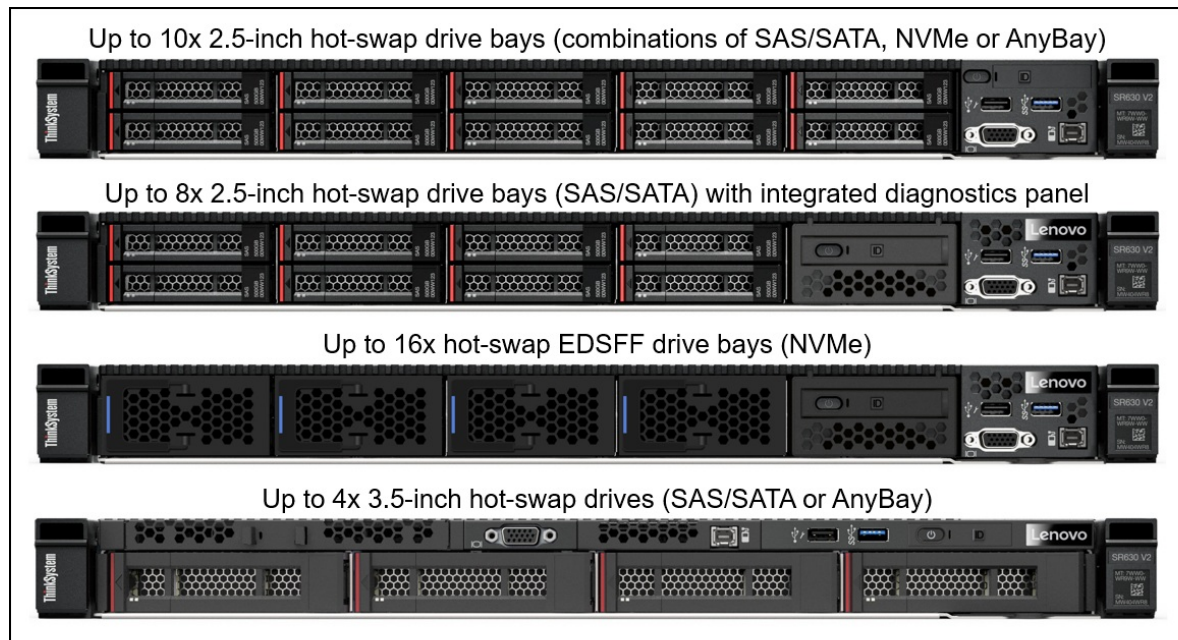


Figure 2. Front configurations of the Lenovo ThinkSystem SR630 V2

The following figure shows the components on the front of the server.




Figure 3. Front view of the Lenovo ThinkSystem SR630 V2

The following figure shows the components visible from the rear of the server. As shown, there are four different configurations available, including two with rear-mounted drive bays: two 2.5-inch hot-swap drive bays (SAS, SATA or NVMe) or new 7mm thickness hot-swap drives (SATA or NVMe).

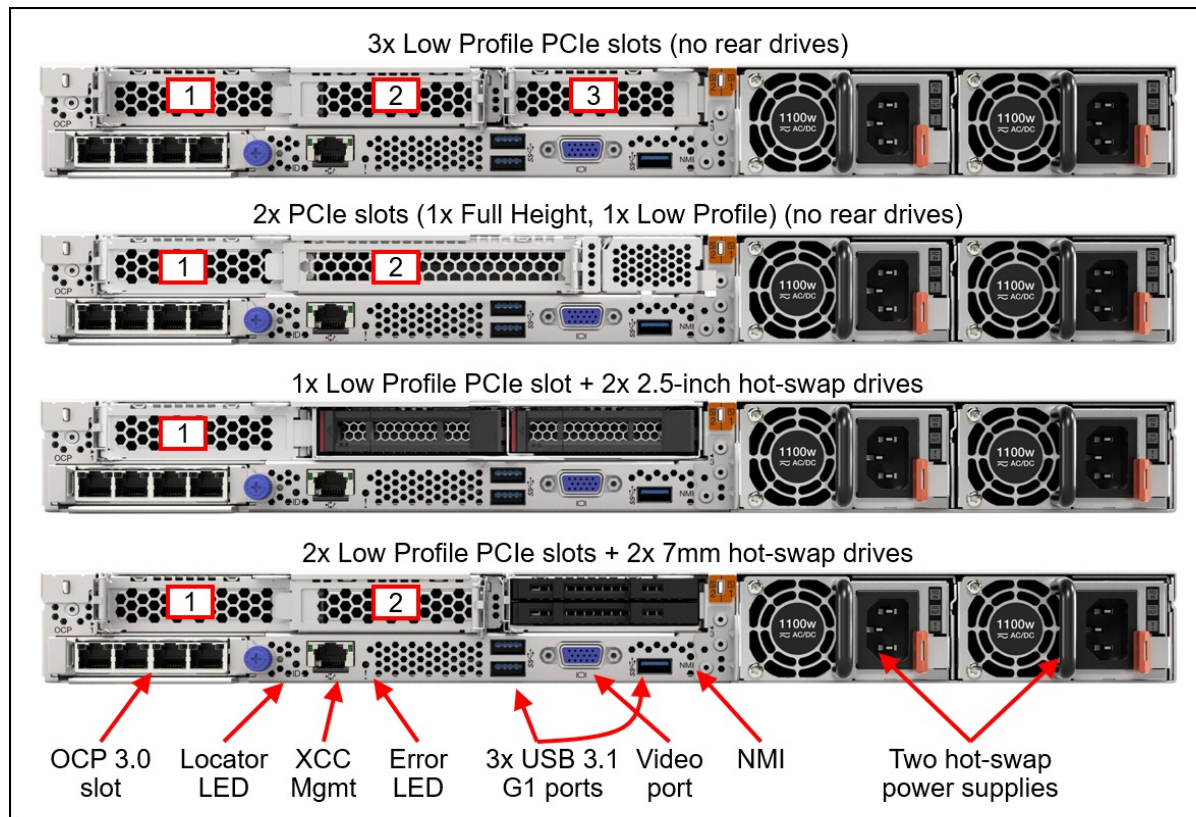


Figure 4. Rear view of the Lenovo ThinkSystem SR630 V2



The following figure shows the locations of key components inside the server.

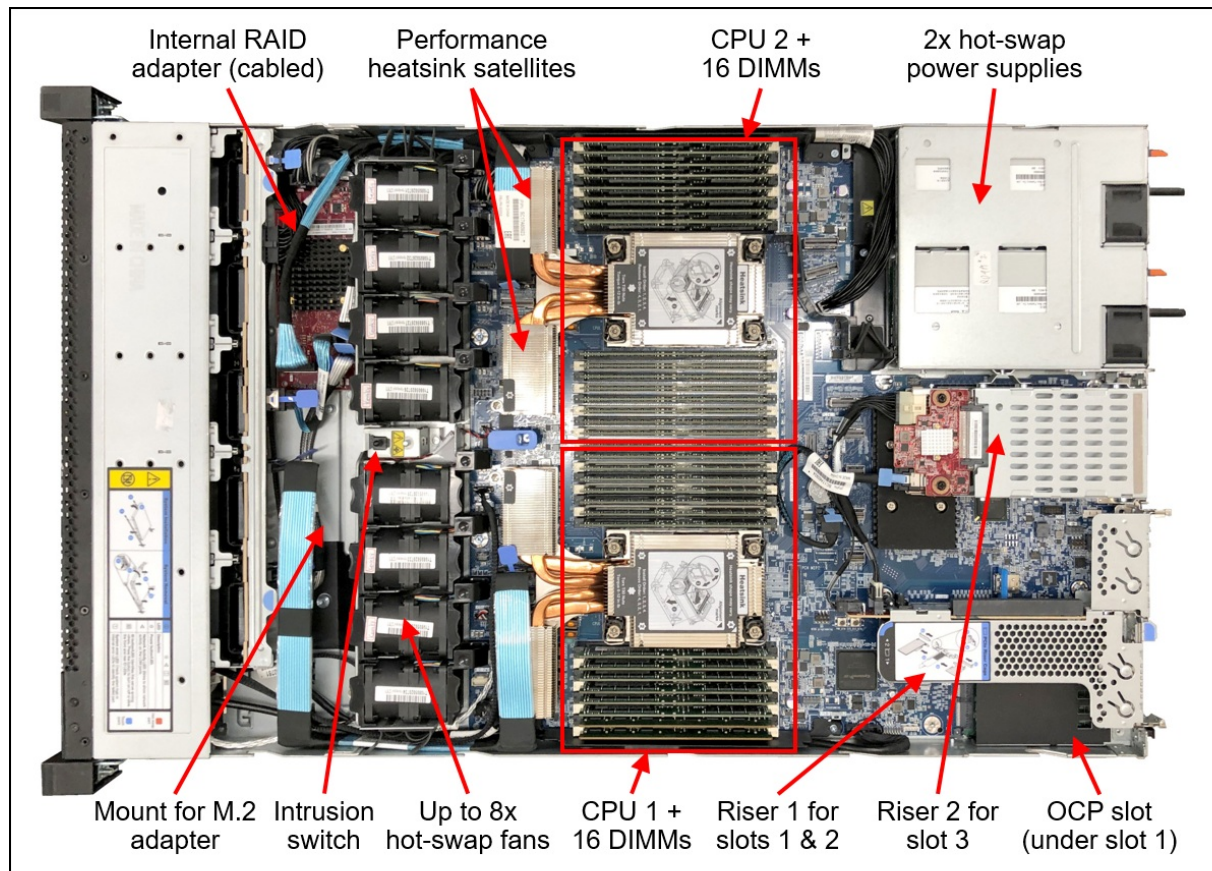


Figure 5. Internal view of the Lenovo ThinkSystem SR630 V2

## System architecture

The following figure shows the architectural block diagram of the SR630 V2, showing the major components and their connections.

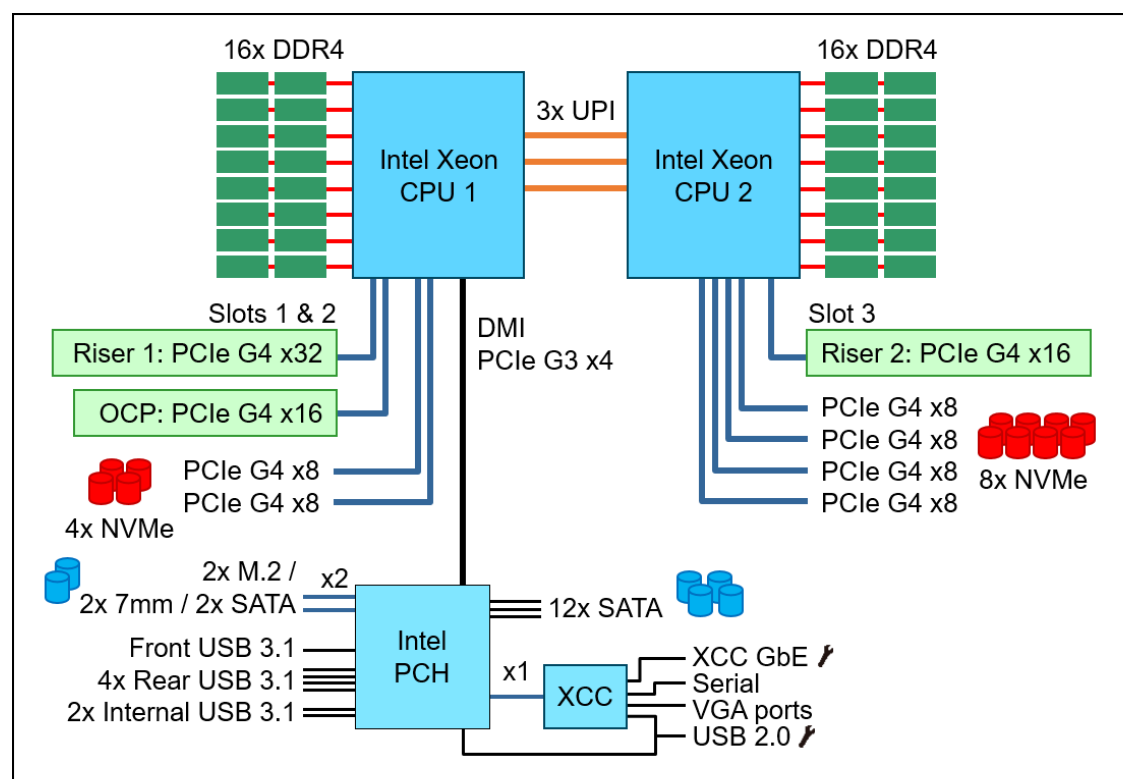


Figure 6. SR630 V2 system architectural block diagram

## Standard specifications

The following table lists the standard specifications.

Table 2. Standard specifications

Components	Specification
Machine types	7Z70 - 1 year warranty 7Z71 - 3 year warranty
Form factor	1U rack.
Processor	One or two third-generation Intel Xeon Scalable processor (formerly codenamed "Ice Lake"). Supports processors up to 40 cores, core speeds of up to 3.6 GHz, and TDP ratings of up to 270W.
Chipset	Intel C621A "Lewisburg" chipset, part of the platform codenamed "Whitley"
Memory	32 DIMM slots with two processors (16 DIMM slots per processor). Each processor has 8 memory channels, with 2 DIMMs per channel (DPC). Lenovo TruDDR4 RDIMMs and 3DS RDIMMs are supported. DIMM slots are shared between standard system memory and persistent memory. DIMMs operate at up to 3200 MHz at 2 DPC.
Persistent memory	Supports up to 16x Intel Optane Persistent Memory 200 Series modules (8 per processor) installed in the DIMM slots. Persistent memory (Pmem) is installed in combination with system memory DIMMs.

Components	Specification
Memory maximum	With RDIMMs: Up to 8TB by using 32x 256GB 3DS RDIMMs With Persistent Memory: Up to 12TB by using 16x 256GB 3DS RDIMMs and 16x 512GB Pmem modules
Memory protection	ECC, SDDC (for x4-based memory DIMMs), ADDDC (for x4-based memory DIMMs, requires Platinum or Gold processors), and memory mirroring.
Disk drive bays	<p>Up to 4x 3.5-inch or 12x 2.5-inch or 16x EDSFF hot-swap drive bays:</p> <ul style="list-style-type: none"> <li>Front bays can be one of the following: <ul style="list-style-type: none"> <li>10x 2.5-inch hot-swap: All AnyBay</li> <li>10x 2.5-inch hot-swap: All NVMe</li> <li>10x 2.5-inch hot-swap: 6x SAS/SATA + 4x AnyBay</li> <li>10x 2.5-inch hot-swap: 6x SAS/SATA + 4x NVMe</li> <li>10x 2.5-inch hot-swap: 6x SAS/SATA + 2x AnyBay + 2x NVMe</li> <li>8x 2.5-inch hot-swap SAS/SATA</li> <li>16x EDSFF E1.S form factor hot-swap drives</li> <li>4x 3.5-inch hot-swap SAS/SATA</li> <li>4x 3.5-inch hot-swap AnyBay</li> </ul> </li> <li>Rear can be one of the following: <ul style="list-style-type: none"> <li>2x 2.5-inch hot-swap SAS/SATA bays</li> <li>2x 2.5-inch hot-swap NVMe bays</li> <li>2x 7mm 2.5-inch hot-swap SATA bays</li> <li>2x 7mm 2.5-inch hot-swap NVMe bays</li> </ul> </li> <li>Internal M.2 module supporting up to two M.2 drives, for OS boot and drive storage support</li> </ul> <p>See <a href="#">Supported drive bay combinations</a> for details. AnyBay bays support SAS, SATA or NVMe drives. NVMe bays only support NVMe drives. Rear drive bays can be used in conjunction with 2.5-inch front drive bays. The server supports up to 12x NVMe drives all with direct connections (no oversubscription).</p>
Maximum internal storage	<ul style="list-style-type: none"> <li>2.5-inch drives: <ul style="list-style-type: none"> <li>184.32TB using 12x 15.36TB 2.5-inch SAS/SATA SSDs</li> <li>184.32TB using 12x 15.36TB 2.5-inch NVMe SSDs</li> <li>28.8TB using 12x 2.4TB 2.5-inch HDDs</li> <li>1.92TB using 2x 0.96TB 7mm SSDs</li> </ul> </li> <li>EDSFF drives <ul style="list-style-type: none"> <li>64TB using 16x 4TB EDSFF NVMe SSDs</li> </ul> </li> <li>3.5-inch drives: <ul style="list-style-type: none"> <li>72TB using 4x 18TB 3.5-inch HDDs</li> <li>30.72TB using 4x 7.68TB 3.5-inch SAS/SATA SSDs</li> <li>30.72TB using 4x 7.68TB 3.5-inch NVMe SSDs</li> </ul> </li> </ul>
Storage controller	<ul style="list-style-type: none"> <li>12x Onboard SATA ports (Intel VROC SATA RAID, formerly known as Intel RSTe RAID)</li> <li>Up to 12x Onboard NVMe ports (includes Intel VROC NVMe RAID, with optional license for non-Intel NVMe SSDs)</li> <li>NVMe Retimer Adapter (supports Intel VROC NVMe RAID)</li> <li>12 Gb SAS/SATA RAID adapters <ul style="list-style-type: none"> <li>8, 16 or 32 ports</li> <li>Up to 8GB flash-backed cache</li> <li>PCIe 4.0 or PCIe 3.0 host interface</li> </ul> </li> <li>12 Gb SAS/SATA HBA (non-RAID) <ul style="list-style-type: none"> <li>8-port and 16-port</li> <li>PCIe 4.0 or PCIe 3.0 host interface</li> </ul> </li> </ul>

Components	Specification
Optical drive bays	No internal optical drive.
Tape drive bays	No internal backup drive.
Network interfaces	Dedicated OCP 3.0 SFF slot with PCIe 4.0 x16 host interface. Supports a variety of 2-port and 4-port adapters with 1GbE, 10GbE and 25GbE network connectivity. One port can optionally be shared with the XClarity Controller (XCC) management processor for Wake-on-LAN and NC-SI support.
PCI Expansion slots	<p>Up to 3x PCIe 4.0 slots, all with rear access, plus a slot dedicated to the OCP adapter. Slot availability is based on riser selection and rear drive bay selection. Slot 3 requires two processors.</p> <p>Four choices for rear-access slots:</p> <ul style="list-style-type: none"> <li>• 3x PCIe 4.0 x16 low-profile slots</li> <li>• 1x PCIe 4.0 x16 full-height half-length slot + 1x PCIe 4.0 x16 low-profile slot</li> <li>• 1x PCIe 4.0 x16 low-profile slot (also supports 2x rear 2.5-inch drive bays)</li> <li>• 2x PCIe 4.0 x16 low-profile slot (also supports 2x rear 7mm 2.5-inch drive bays)</li> </ul> <p>For 2.5-inch front drive configurations, the server supports the installation of a RAID adapter or HBA in a dedicated area that does not consume any of the PCIe slots.</p> <p><b>Note:</b> Not all slots are available in a 1-processor configuration. See the <a href="#">I/O expansion</a> for details.</p>
GPU support	Supports up to 3x single-wide GPUs
Ports	<p>Front: 1x USB 3.1 G1 (5 Gb/s) port, 1x USB 2.0 port (also for XCC local management), External diagnostics port, optional VGA port.</p> <p>Rear: 3x USB 3.1 G1 (5 Gb/s) ports, 1x VGA video port, 1x RJ-45 1GbE systems management port for XCC remote management. Optional DB-9 COM serial port (installs in slot 3).</p> <p>Internal: 1x USB 3.1 G1 connector for operating system or license key purposes</p>
Cooling	Up to 8x N+1 dual-rotor redundant hot-swap 40 mm fans, configuration dependent. One fan integrated in each power supply.
Power supply	Up to two hot-swap redundant AC power supplies, 80 PLUS Platinum or 80 PLUS Titanium certification. 500 W, 750 W, 1100 W and 1800 W AC options, supporting 220 V AC. 500 W, 750 W and 1100 W options also support 110V input supply. In China only, all power supply options support 240 V DC. Also available is a 1100W power supply with a -48V DC input.
Video	G200 graphics with 16 MB memory with 2D hardware accelerator, integrated into the XClarity Controller. Maximum resolution is 1920x1200 32bpp at 60Hz.
Hot-swap parts	Drives, power supplies, and fans.
Systems management	Operator panel with status LEDs. Optional External Diagnostics Handset with LCD display. Models with 8x 2.5-inch front drive bays can optionally support an Integrated Diagnostics Panel. XClarity Controller (XCC) embedded management, XClarity Administrator centralized infrastructure delivery, XClarity Integrator plugins, and XClarity Energy Manager centralized server power management. Optional XClarity Controller Advanced and Enterprise to enable remote control functions.
Security features	Chassis intrusion switch, Power-on password, administrator's password, Trusted Platform Module (TPM), supporting TPM 2.0. In China only, optional Nationz TPM 2.0. Optional lockable front security bezel.
Operating systems supported	Microsoft Windows Server, Red Hat Enterprise Linux, SUSE Linux Enterprise Server, VMware ESXi. See the <a href="#">Operating system support</a> section for specifics.

Components	Specification
Limited warranty	Three-year or one-year (model dependent) customer-replaceable unit and onsite limited warranty with 9x5 next business day (NBD).
Service and support	Optional service upgrades are available through Lenovo Services: 4-hour or 2-hour response time, 6-hour fix time, 1-year or 2-year warranty extension, software support for Lenovo hardware and some third-party applications.
Dimensions	Width: 440 mm (17.3 in.), height: 43 mm (1.7 in.), depth: 773 mm (30.4 in.). See <a href="#">Physical and electrical specifications</a> for details.
Weight	Maximum: 26.3 kg (58 lb)

## Models

ThinkSystem SR630 V2 models can be configured by using the [Lenovo Data Center Solution Configurator \(DCSC\)](#).

Configure-to-order (CTO) models are used to create models with factory-integrated server customizations. For CTO models, two base CTO models are available for the SR630 V2 as listed in the following table, CTO1WW and CTOLWW:

- The CTO1WW base CTO model is for general business and is selectable by choosing **General Purpose** mode in DCSC.
- The CTOLWW base model is intended for High Performance Computing (HPC) and Artificial Intelligence (AI) configurations and solutions, including configurations for Lenovo Scalable Infrastructure (LeSI), and is enabled using either the **HPC & AI LeSI Solutions** mode or **HPC & AI ThinkSystem Hardware** mode in DCSC. CTOLWW configurations can also be built using [System x and Cluster Solutions Configurator \(x-config\)](#).

Preconfigured server models may also be available for the SR630 V2, however these are region-specific; that is, each region may define their own server models, and not all server models are available in every region.

The following table lists the base CTO models of the ThinkSystem SR630 V2 server.

Table 3. Base CTO models

Description	Machine Type/Model General purpose	Machine Type/Model for HPC and AI
ThinkSystem SR630 V2 - 3 year Warranty	7Z71CTO1WW	7Z71CTOLWW
ThinkSystem SR630 V2 - 1 year Warranty	7Z70CTO1WW	7Z70CTOLWW

Models of the SR630 V2 are defined based on whether the server has 2.5-inch drive bays at the front (called the 10x 2.5" chassis or simply the 2.5-inch chassis) or whether it has 3.5-inch drive bays at the front (called the 3.5-inch chassis). For models, the feature codes for these chassis bases are as listed in the following table.

Table 4. Chassis base feature codes

Feature code	Description
B8N6	ThinkSystem 1U 2.5" Chassis with 8 or 10 Bays
B8N5	ThinkSystem 1U 3.5" Chassis with 4 Bays

The following tables list the available models, grouped by region.

- [Models for Asia Pacific region](#)

- [Models for Australia and New Zealand](#)
- [Models for Brazil](#)
- [Models for EMEA region](#)
- [Models for Hong Kong, Taiwan, Korea \(HTK\)](#)
- [Models for India](#)
- [Models for Japan](#)
- [Models for Latin American countries \(except Brazil\)](#)
- [Models for USA and Canada](#)

Refer to the Specifications section for information about standard features of the server.

Common to all models:

- All models indicated as having the 750W power supply are using the Platinum power supply
- All models include the front VGA port
- All models include a Toolless Slide Rail Kit

## Models for Asia Pacific region

The following table lists the models for the Asia Pacific region: Australia, Bangladesh, Brunei, Hong Kong, India, Japan, Korea, Sri Lanka, Malaysia, New Zealand, Philippines, Singapore, Thailand, Taiwan, Vietnam

Table 5. Models for Asia Pacific markets

Model	Intel Xeon Scalable processor†	Memory	RAID	Drive bays	OCP	Slots	Power supply	XCC	Fans	Intru. sw.
Standard models with a 3-year warranty (machine type 7Z71)										
7Z71A014AP	1x Silver 4309Y 8C 105W 2.8G	1x 16GB	930-8i	4x 3.5" SAS; Open bay	4x1Gb I350	2x LP Gen4	1x 750W	Std	6x Std	Option
7Z71A019AP	1x Silver 4309Y 8C 105W 2.8G	1x 16GB	930-8i	8x 2.5" SAS; Open bay	4x1Gb I350	2x LP Gen4	1x 750W	Std	6x Std	Option
7Z71A01LAP	1x Silver 4309Y 8C 105W 2.8G	1x 16GB	930-8i	8x 2.5" SAS; Open bay	4x1Gb I350	2x LP Gen3	1x 750W	Std	6x Std	Option
7Z71A01RAP	1x Silver 4309Y 8C 105W 2.8G	1x 16GB	930-8i	4x 3.5" SAS; Open bay	4x1Gb I350	2x LP Gen3	1x 750W	Std	6x Std	Option
7Z71A01JAP	1x Silver 4310 12C 120W 2.1G	1x 16GB	930-8i	4x 3.5" SAS; Open bay	4x1Gb I350	2x LP Gen3	1x 750W	Std	6x Std	Option
7Z71A01PAP	1x Silver 4310 12C 120W 2.1G	1x 16GB	930-8i	8x 2.5" SAS; Open bay	4x1Gb I350	2x LP Gen4	1x 750W	Std	6x Std	Option
7Z71A027AP	1x Silver 4310 12C 120W 2.1G	1x 16GB	930-8i	8x 2.5" SAS; Open bay	4x1Gb I350	2x LP Gen3	1x 750W	Std	6x Std	Option
7Z71A02EAP	1x Silver 4310 12C 120W 2.1G	1x 16GB	930-8i	4x 3.5" SAS; Open bay	4x1Gb I350	2x LP Gen4	1x 750W	Std	6x Std	Option
7Z71A01HAP	1x Silver 4314 16C 135W 2.4G	1x 16GB	930-8i	8x 2.5" SAS; Open bay	4x1Gb I350	2x LP Gen4	1x 750W	Std	6x Std	Option
7Z71A02BAP	1x Silver 4314 16C 135W 2.4G	1x 16GB	930-8i	4x 3.5" SAS; Open bay	4x1Gb I350	2x LP Gen4	1x 750W	Std	6x Std	Option
7Z71A01BAP	1x Silver 4316 20C 150W 2.3G	1x 16GB	930-8i	8x 2.5" SAS; Open bay	4x1Gb I350	2x LP Gen4	1x 750W	Std	6x Std	Option
7Z71A024AP	1x Silver 4316 20C 150W 2.3G	1x 16GB	930-8i	4x 3.5" SAS; Open bay	4x1Gb I350	2x LP Gen3	1x 750W	Std	6x Std	Option
7Z71A02CAP	1x Silver 4316 20C 150W 2.3G	1x 16GB	930-8i	4x 3.5" SAS; Open bay	4x1Gb I350	2x LP Gen4	1x 750W	Std	6x Std	Option
7Z71A031AP	1x Silver 4316 20C 150W 2.3G	1x 16GB	930-8i	8x 2.5" SAS; Open bay	4x1Gb I350	2x LP Gen3	1x 750W	Std	6x Std	Option



Model	Intel Xeon Scalable processor†	Memory	RAID	Drive bays	OCP	Slots	Power supply	XCC	Fans	Intru. sw.
7Z71A016AP	1x Gold 5315Y 8C 140W 3.2G	1x 16GB	930-8i	4x 3.5" SAS; Open bay	4x1Gb I350	2x LP Gen3	1x 750W	Std	6x Std	Option
7Z71A02DAP	1x Gold 5315Y 8C 140W 3.2G	1x 16GB	930-8i	8x 2.5" SAS; Open bay	4x1Gb I350	2x LP Gen3	1x 750W	Std	6x Std	Option
7Z71A015AP	1x Gold 5317 12C 150W 3.0G	1x 16GB	930-8i	8x 2.5" SAS; Open bay	4x1Gb I350	2x LP Gen3	1x 750W	Std	6x Std	Option
7Z71A02ZAP	1x Gold 5317 12C 150W 3.0G	1x 16GB	930-8i	4x 3.5" SAS; Open bay	4x1Gb I350	2x LP Gen3	1x 750W	Std	6x Std	Option
7Z71A01XAP	1x Gold 5318Y 24C 165W 2.1G	1x 16GB	930-8i	8x 2.5" SAS; Open bay	4x1Gb I350	2x LP Gen3	1x 750W	Std	6x Std	Option
7Z71A034AP	1x Gold 5318Y 24C 165W 2.1G	1x 16GB	930-8i	4x 3.5" SAS; Open bay	4x1Gb I350	2x LP Gen3	1x 750W	Std	6x Std	Option
7Z71A020AP	1x Gold 6330 28C 205W 2.0G	1x 16GB	530-8i	4x 3.5" SAS; Open bay	4x1Gb I350	2x LP Gen3	1x 750W	Std	6x Perf	Option
7Z71A02JAP	1x Gold 6330 28C 205W 2.0G	1x 16GB	930-8i	8x 2.5" SAS; Open bay	4x1Gb I350	2x LP Gen3	1x 750W	Std	6x Perf	Option
7Z71A02AAP	1x Gold 6336Y 24C 185W 2.4G	1x 16GB	930-8i	8x 2.5" SAS; Open bay	4x1Gb I350	2x LP Gen3	1x 750W	Std	6x Perf	Option
7Z71A02FAP	1x Gold 6336Y 24C 185W 2.4G	1x 16GB	530-8i	4x 3.5" SAS; Open bay	4x1Gb I350	2x LP Gen3	1x 750W	Std	6x Perf	Option

† Processor description: Processor model, number of cores, thermal design power (TDP), core frequency

## Models for Australia and New Zealand

**AP models:** Customers in Australia and New Zealand also have access to the [Asia Pacific region](#) models.

Table 6. Models for Australia and New Zealand

Model	Intel Xeon Scalable processor†	Memory	RAID	Drive bays	OCP	Slots	Power supply	XCC	Fans	Intru. sw.
TopSeller models with a 3-year warranty (machine type 7Z71)										
7Z71A018AU	1x Silver 4309Y 8C 105W 2.8G	1x 16GB	Option	Option 2.5"; Open bay	Open	2x LP Gen4	1x 750W	Ent	6x Std	Option
7Z71A013AU	1x Silver 4310 12C 120W 2.1G	1x 32GB 2Rx8	Option	Option 2.5"; Open bay	Open	2x LP Gen4	1x 750W	Ent	6x Std	Option
7Z71A030AU	1x Silver 4314 16C 135W 2.4G	1x 32GB 2Rx8	Option	Option 2.5"; Open bay	Open	2x LP Gen4	1x 750W	Ent	6x Std	Option
7Z71A032AU	1x Silver 4316 20C 150W 2.3G	1x 32GB 2Rx8	Option	Option 2.5"; Open bay	Open	2x LP Gen4	1x 750W	Ent	6x Std	Option
7Z71A02WU	1x Gold 5318Y 24C 165W 2.1G	1x 32GB 2Rx8	Option	Option 2.5"; Open bay	Open	2x LP Gen4	1x 750W	Ent	6x Std	Option

† Processor description: Processor model, number of cores, thermal design power (TDP), core frequency

## Models for Brazil

Table 7. Models for Brazil

Model	Intel Xeon Scalable processor†	Memory	RAID	Drive bays	OCP	Slots	Power supply	XCC	Fans	Intru. sw.
SAP HANA Business One models with a 3-year warranty (machine type 7Z71)										
7Z71A05SBR	2x Silver 4310 12C 120W 2.1G	16x 32GB 2Rx4	930-8i	8x 2.5" SAS + Diag Panel; 4x 960GB S4620	4x1Gb 5719	3x LP Gen4	2x 750W	Ent	8x Perf	Yes
7Z71A05TBR	2x Silver 4310 12C 120W 2.1G	16x 16GB	930-8i	8x 2.5" SAS + Diag Panel; 3x 960GB S4620	4x1Gb 5719	3x LP Gen4	2x 750W	Ent	8x Perf	Yes
7Z71A05UBR	2x Silver 4314 16C 135W 2.4G	16x 64GB	930-8i	8x 2.5" SAS + Diag Panel; 7x 960GB S4620	4x1Gb 5719	3x LP Gen4	2x 1100W	Ent	8x Perf	Yes
7Z71A05VBR	2x Silver 4314 16C 135W 2.4G	16x 16GB	930-8i	8x 2.5" SAS + Diag Panel; 6x 960GB S4620	4x1Gb 5719	3x LP Gen4	2x 1100W	Ent	8x Perf	Yes
7Z71A05RBR	2x Gold 5318Y 24C 165W 2.1G	32x 64GB	930-8i	8x 2.5" SAS + Diag Panel; 7x 1.92TB S4620	4x1Gb 5719	3x LP Gen4	2x 1100W	Ent	8x Perf	Yes
TopSeller models with a 3-year warranty (machine type 7Z71)										
7Z71A04EBR	1x Silver 4309Y 8C 105W 2.8G	1x 16GB	530-8i	4x 3.5" SAS; 1x 2TB SATA HDD	4x1Gb 5719	2x LP Gen4	1x 500W	Std	6x Std	Yes
7Z71A04DBR	1x Silver 4310 12C 120W 2.1G	1x 16GB	530-8i	4x 3.5" SAS; 1x 2TB SATA HDD	4x1Gb 5719	2x LP Gen4	1x 500W	Std	6x Std	Yes

† Processor description: Processor model, number of cores, thermal design power (TDP), core frequency

## Models for EMEA region

Table 8. Models for EMEA region

Model	Intel Xeon Scalable processor†	Memory	RAID	Drive bays	OCP	Slots	Power supply	XCC	Fans	Intru. sw.
SAP HANA Business One models with a 3-year warranty (machine type 7Z71)										
7Z71A062EA	2x Silver 4310 12C 120W 2.1G	16x 16GB	940-8i 4GB	8x 2.5" SAS; 3x 960GB S4620	4x1Gb 5719	3x LP Gen4	2x 750W	Ent	8x Perf	Yes
Standard models with a 3-year warranty (machine type 7Z71)										
7Z71A01GEA	1x Silver 4309Y 8C 105W 2.8G	1x 32GB 2Rx8	Onboard SATA	4x 3.5" SAS; Open bay	Open	Open	1x 750W	Ent	6x Std	Yes
7Z71A02UEA	1x Silver 4309Y 8C 105W 2.8G	1x 32GB 2Rx8	930-8i	8x 2.5" SAS; Open bay	Open	2x LP Gen4	1x 750W	Ent	6x Std	Yes
7Z71A03TEA	1x Silver 4309Y 8C 105W 2.8G	1x 32GB 2Rx8	940-8i 4GB	8x 2.5" SAS; Open bay	Open	2x LP Gen4	1x 750W	Ent	6x Perf	Yes
7Z71A040EA	1x Silver 4309Y 8C 105W 2.8G	1x 32GB 2Rx8	5350-8i	8x 2.5" SAS; Open bay	Open	2x LP Gen4	1x 750W	Ent	6x Std	Yes
7Z71A04CEA	1x Silver 4309Y 8C 105W 2.8G	1x 32GB 2Rx8	9350-8i	8x 2.5" SAS; Open bay	Open	2x LP Gen4	1x 750W	Ent	6x Std	Yes
7Z71A04JEA	1x Silver 4309Y 8C 105W 2.8G	2x 32GB 2Rx4	9350-8i	8x 2.5" SAS; 2x 480GB MV SSD	2x25Gb E810	2x LP Gen4	2x 1100W	Ent	6x Std	Option



Model	Intel Xeon Scalable processor†	Memory	RAID	Drive bays	OCP	Slots	Power supply	XCC	Fans	Intru. sw.
7Z71A04KEA	2x Silver 4309Y 8C 105W 2.8G	4x 32GB 2Rx4	9350-8i	8x 2.5" SAS; 2x 480GB MV SSD	2x25Gb E810	3x LP Gen4	2x 1100W	Ent	8x Perf	Option
7Z71A052EA	1x Silver 4309Y 8C 105W 2.8G	1x 32GB 2Rx4	9350-8i	8x 2.5" SAS; Open bay	2x10GbT 57416	2x LP Gen4	1x 750W	Ent	6x Std	Yes
7Z71A055EA	1x Silver 4309Y 8C 105W 2.8G	1x 32GB 2Rx4	5350-8i	8x 2.5" SAS; Open bay	Open	2x LP Gen4	1x 750W	Ent	6x Std	Yes
7Z71A05AEA	1x Silver 4309Y 8C 105W 2.8G	1x 32GB 2Rx4	Option	Option 2.5"; Open bay; 2x 480GB 5300 M.2	Open	2x LP Gen4	1x 750W	Ent	6x Std	Yes
7Z71A05GEA	1x Silver 4309Y 8C 105W 2.8G	1x 32GB 2Rx4	9350-8i	8x 2.5" SAS; Open bay	Open	2x LP Gen4	1x 750W	Ent	6x Std	Yes
7Z71A05NEA	1x Silver 4309Y 8C 105W 2.8G	1x 32GB 2Rx4	940-8i 4GB	8x 2.5" SAS; Open bay	Open	2x LP Gen4	1x 750W	Ent	6x Std	Yes
7Z71A01CEA	1x Silver 4310 12C 120W 2.1G	1x 32GB 2Rx8	930-8i	8x 2.5" SAS; Open bay	Open	2x LP Gen4	1x 750W	Ent	6x Std	Yes
7Z71A025EA	1x Silver 4310 12C 120W 2.1G	1x 32GB 2Rx8	Onboard SATA	8x 2.5" SAS; Open bay	Open	Open	1x 750W	Ent	6x Std	Yes
7Z71A02REA	1x Silver 4310 12C 120W 2.1G	1x 32GB 2Rx8	940-8i 4GB	8x 2.5" SAS; Open bay	Open	2x LP Gen4	1x 750W	Ent	6x Perf	Yes
7Z71A03LEA	1x Silver 4310 12C 120W 2.1G	1x 32GB 2Rx8	940-8i 4GB	8x 2.5" SAS; Open bay	2x10GbT 57416	2x LP Gen4	1x 750W	Ent	6x Perf	Yes
7Z71A03ZEA	1x Silver 4310 12C 120W 2.1G	1x 32GB 2Rx8	5350-8i	8x 2.5" SAS; Open bay	Open	2x LP Gen4	1x 750W	Ent	6x Std	Yes
7Z71A04BEA	1x Silver 4310 12C 120W 2.1G	1x 32GB 2Rx8	9350-8i	8x 2.5" SAS; Open bay	Open	2x LP Gen4	1x 750W	Ent	6x Std	Yes
7Z71A04YEA	1x Silver 4310 12C 120W 2.1G	1x 32GB 2Rx4	5350-8i	8x 2.5" SAS; Open bay	Open	2x LP Gen4	1x 750W	Ent	6x Std	Yes
7Z71A050EA	1x Silver 4310 12C 120W 2.1G	1x 32GB 2Rx4	9350-8i	8x 2.5" SAS; Open bay	Open	2x LP Gen4	1x 750W	Ent	6x Std	Yes
7Z71A053EA	1x Silver 4310 12C 120W 2.1G	1x 32GB 2Rx4	9350-8i	8x 2.5" SAS; Open bay	2x10GbT 57416	2x LP Gen4	1x 750W	Ent	6x Std	Yes
7Z71A059EA	1x Silver 4310 12C 120W 2.1G	1x 32GB 2Rx4	Option	Option 2.5"; Open bay; 2x 480GB 5300 M.2	Open	2x LP Gen4	1x 750W	Ent	6x Std	Yes
7Z71A05BEA	1x Silver 4310 12C 120W 2.1G	1x 32GB 2Rx4	940-8i 4GB	8x 2.5" SAS; Open bay	Open	2x LP Gen4	1x 750W	Ent	6x Std	Yes
7Z71A02HEA	1x Silver 4314 16C 135W 2.4G	1x 32GB 2Rx8	930-8i	8x 2.5" SAS; Open bay	Open	2x LP Gen4	1x 750W	Ent	6x Std	Yes
7Z71A03GEA	1x Silver 4314 16C 135W 2.4G	1x 32GB 2Rx8	940-8i 4GB	8x 2.5" SAS; Open bay	2x10GbT 57416	2x LP Gen4	1x 750W	Ent	6x Perf	Yes
7Z71A03PEA	1x Silver 4314 16C 135W 2.4G	1x 32GB 2Rx8	940-8i 4GB	8x 2.5" SAS; Open bay	2x25Gb E810	2x LP Gen4	1x 750W	Ent	6x Perf	Yes
7Z71A03UEA	1x Silver 4314 16C 135W 2.4G	1x 32GB 2Rx8	940-8i 4GB	8x 2.5" SAS; Open bay	Open	2x LP Gen4	1x 750W	Ent	6x Perf	Yes
7Z71A03YEA	1x Silver 4314 16C 135W 2.4G	1x 32GB 2Rx8	5350-8i	8x 2.5" SAS; Open bay	Open	2x LP Gen4	1x 750W	Ent	6x Std	Yes
7Z71A04AEA	1x Silver 4314 16C 135W 2.4G	1x 32GB 2Rx8	9350-8i	8x 2.5" SAS; Open bay	Open	2x LP Gen4	1x 750W	Ent	6x Std	Yes
7Z71A04ZEA	1x Silver 4314 16C 135W 2.4G	1x 32GB 2Rx4	9350-8i	8x 2.5" SAS; Open bay	Open	2x LP Gen4	1x 750W	Ent	6x Std	Yes

Model	Intel Xeon Scalable processor†	Memory	RAID	Drive bays	OCP	Slots	Power supply	XCC	Fans	Intru. sw.
7Z71A05MEA	1x Silver 4314 16C 135W 2.4G	1x 32GB 2Rx4	940-8i 4GB	8x 2.5" SAS; Open bay	Open	2x LP Gen4	1x 750W	Ent	6x Std	Yes
7Z71A02TEA	1x Silver 4316 20C 150W 2.3G	1x 32GB 2Rx8	930-8i	8x 2.5" SAS; Open bay	Open	2x LP Gen4	1x 750W	Ent	6x Std	Yes
7Z71A049EA	1x Silver 4316 20C 150W 2.3G	1x 32GB 2Rx8	9350-8i	8x 2.5" SAS; Open bay	Open	2x LP Gen4	1x 750W	Ent	6x Std	Yes
7Z71A017EA	1x Gold 5315Y 8C 140W 3.2G	1x 32GB 2Rx8	930-8i	8x 2.5" SAS; Open bay	Open	2x LP Gen4	1x 750W	Ent	6x Perf	Yes
7Z71A01DEA	1x Gold 5315Y 8C 140W 3.2G	1x 32GB 2Rx8	Onboard SATA	4x 3.5" SAS; Open bay	Open	Open	1x 750W	Ent	6x Std	Yes
7Z71A02GEA	1x Gold 5315Y 8C 140W 3.2G	1x 32GB 2Rx8	Onboard SATA	8x 2.5" SAS; Open bay	Open	Open	1x 750W	Ent	6x Std	Yes
7Z71A02VEA	1x Gold 5315Y 8C 140W 3.2G	1x 32GB 2Rx8	940-8i 4GB	8x 2.5" SAS; Open bay	Open	2x LP Gen4	1x 750W	Ent	6x Perf	Yes
7Z71A03JEA	1x Gold 5315Y 8C 140W 3.2G	1x 32GB 2Rx8	940-8i 4GB	8x 2.5" SAS; Open bay	2x10GbT 57416	2x LP Gen4	1x 750W	Ent	6x Perf	Yes
7Z71A03XEA	1x Gold 5315Y 8C 140W 3.2G	1x 32GB 2Rx8	5350-8i	8x 2.5" SAS; Open bay	Open	2x LP Gen4	1x 750W	Ent	6x Std	Yes
7Z71A048EA	1x Gold 5315Y 8C 140W 3.2G	1x 32GB 2Rx8	9350-8i	8x 2.5" SAS; Open bay	Open	2x LP Gen4	1x 750W	Ent	6x Std	Yes
7Z71A051EA	1x Gold 5315Y 8C 140W 3.2G	1x 32GB 2Rx4	5350-8i	8x 2.5" SAS; Open bay	Open	2x LP Gen4	1x 750W	Ent	6x Std	Yes
7Z71A054EA	1x Gold 5315Y 8C 140W 3.2G	1x 32GB 2Rx4	9350-8i	8x 2.5" SAS; Open bay	Open	2x LP Gen4	1x 750W	Ent	6x Std	Yes
7Z71A057EA	1x Gold 5315Y 8C 140W 3.2G	1x 32GB 2Rx4	9350-8i	8x 2.5" SAS; Open bay	2x10GbT 57416	2x LP Gen4	1x 750W	Ent	6x Std	Yes
7Z71A05LEA	1x Gold 5315Y 8C 140W 3.2G	1x 32GB 2Rx4	Option	Option 2.5"; Open bay; 2x 480GB 5300 M.2	Open	2x LP Gen4	1x 750W	Ent	6x Std	Yes
7Z71A05PEA	1x Gold 5315Y 8C 140W 3.2G	1x 32GB 2Rx4	940-8i 4GB	8x 2.5" SAS; Open bay	Open	2x LP Gen4	1x 750W	Ent	6x Std	Yes
7Z71A011EA	1x Gold 5317 12C 150W 3.0G	1x 32GB 2Rx8	930-8i	8x 2.5" SAS; Open bay	Open	2x LP Gen4	1x 750W	Ent	6x Perf	Yes
7Z71A03EEA	1x Gold 5317 12C 150W 3.0G	1x 32GB 2Rx8	940-8i 4GB	8x 2.5" SAS; Open bay	2x10GbT 57416	2x LP Gen4	1x 750W	Ent	6x Perf	Yes
7Z71A03SEA	1x Gold 5317 12C 150W 3.0G	1x 32GB 2Rx8	940-8i 4GB	8x 2.5" SAS; Open bay	2x25Gb E810	2x LP Gen4	1x 750W	Ent	6x Perf	Yes
7Z71A03VEA	1x Gold 5317 12C 150W 3.0G	1x 32GB 2Rx8	940-8i 4GB	8x 2.5" SAS; Open bay	Open	2x LP Gen4	1x 750W	Ent	6x Perf	Yes
7Z71A03WEA	1x Gold 5317 12C 150W 3.0G	1x 32GB 2Rx8	5350-8i	8x 2.5" SAS; Open bay	Open	2x LP Gen4	1x 750W	Ent	6x Std	Yes
7Z71A047EA	1x Gold 5317 12C 150W 3.0G	1x 32GB 2Rx8	9350-8i	8x 2.5" SAS; Open bay	Open	2x LP Gen4	1x 750W	Ent	6x Std	Yes
7Z71A022EA	1x Gold 5318Y 24C 165W 2.1G	1x 32GB 2Rx8	930-8i	8x 2.5" SAS; Open bay	Open	2x LP Gen4	1x 750W	Ent	6x Perf	Yes
7Z71A046EA	1x Gold 5318Y 24C 165W 2.1G	1x 32GB 2Rx8	9350-8i	8x 2.5" SAS; Open bay	Open	2x LP Gen4	1x 750W	Ent	6x Std	Yes
7Z71A012EA	1x Gold 5320 26C 185W 2.2G	1x 32GB 2Rx8	930-8i	8x 2.5" SAS; Open bay	Open	2x LP Gen4	1x 750W	Ent	6x Perf	Yes
7Z71A021EA	1x Gold 6326 16C 185W 2.9G	1x 32GB 2Rx8	930-8i	8x 2.5" SAS; Open bay	Open	2x LP Gen4	1x 750W	Ent	6x Perf	Yes

Model	Intel Xeon Scalable processor†	Memory	RAID	Drive bays	OCP	Slots	Power supply	XCC	Fans	Intru. sw.
7Z71A02SEA	1x Gold 6326 16C 185W 2.9G	1x 32GB 2Rx8	940-8i 4GB	8x 2.5" SAS; Open bay	Open	2x LP Gen4	1x 750W	Ent	6x Perf	Yes
7Z71A03FEA	1x Gold 6326 16C 185W 2.9G	1x 32GB 2Rx8	940-8i 4GB	8x 2.5" SAS; Open bay	2x10GbT 57416	2x LP Gen4	1x 750W	Ent	6x Perf	Yes
7Z71A03QEA	1x Gold 6326 16C 185W 2.9G	1x 32GB 2Rx8	940-8i 4GB	8x 2.5" SAS; Open bay	2x25Gb E810	2x LP Gen4	1x 750W	Ent	6x Perf	Yes
7Z71A041EA	1x Gold 6326 16C 185W 2.9G	1x 32GB 2Rx8	5350-8i	8x 2.5" SAS; Open bay	Open	2x LP Gen4	1x 750W	Ent	6x Perf	Yes
7Z71A045EA	1x Gold 6326 16C 185W 2.9G	1x 32GB 2Rx8	9350-8i	8x 2.5" SAS; Open bay	Open	2x LP Gen4	1x 750W	Ent	6x Perf	Yes
7Z71A056EA	1x Gold 6326 16C 185W 2.9G	1x 32GB 2Rx4	9350-8i	8x 2.5" SAS; Open bay	2x10GbT 57416	2x LP Gen4	1x 750W	Ent	6x Perf	Yes
7Z71A058EA	1x Gold 6326 16C 185W 2.9G	1x 32GB 2Rx4	Option	Option 2.5"; Open bay; 2x 480GB 5300 M.2	Open	2x LP Gen4	1x 750W	Ent	6x Perf	Yes
7Z71A05DEA	1x Gold 6326 16C 185W 2.9G	1x 32GB 2Rx4	940-8i 4GB	8x 2.5" SAS; Open bay	Open	2x LP Gen4	1x 750W	Ent	6x Perf	Yes
7Z71A05EEA	1x Gold 6326 16C 185W 2.9G	1x 32GB 2Rx4	9350-8i	8x 2.5" SAS; Open bay	Open	2x LP Gen4	1x 750W	Ent	6x Perf	Yes
7Z71A043EA	1x Gold 6330 28C 205W 2.0G	1x 32GB 2Rx8	9350-8i	8x 2.5" SAS; Open bay	Open	2x LP Gen4	1x 1100W	Ent	6x Perf	Yes
7Z71A01YEA	1x Gold 6336Y 24C 185W 2.4G	1x 32GB 2Rx8	930-8i	8x 2.5" SAS; Open bay	Open	2x LP Gen4	1x 750W	Ent	6x Perf	Yes
7Z71A044EA	1x Gold 6336Y 24C 185W 2.4G	1x 32GB 2Rx8	9350-8i	8x 2.5" SAS; Open bay	Open	2x LP Gen4	1x 750W	Ent	6x Perf	Yes
7Z71A042EA	1x Gold 6342 24C 230W 2.8G	1x 32GB 2Rx8	9350-8i	8x 2.5" SAS; Open bay	Open	2x LP Gen4	1x 1100W	Ent	6x Perf	Yes
7Z71A05CEA	1x Gold 6342 24C 230W 2.8G	1x 32GB 2Rx4	940-8i 4GB	8x 2.5" SAS; Open bay	Open	2x LP Gen4	1x 750W	Ent	6x Perf	Yes
7Z71A05FEA	1x Gold 6342 24C 230W 2.8G	1x 32GB 2Rx4	9350-8i	8x 2.5" SAS; Open bay	Open	2x LP Gen4	1x 750W	Ent	6x Perf	Yes

† Processor description: Processor model, number of cores, thermal design power (TDP), core frequency

## Models for Hong Kong, Taiwan, Korea (HTK)

Table 9. Models for Hong Kong, Taiwan, Korea (HTK)

Model	Intel Xeon Scalable processor†	Memory	RAID	Drive bays	OCP	Slots	Power supply	XCC	Fans	Intru. sw.
Standard models with a 3-year warranty (machine type 7Z71)										
7Z71A05YCN	2x Silver 4309Y 8C 105W 2.8G	4x 32GB 2Rx4	9350-8i	8x 2.5" SAS; 2x 480GB MV SSD	2x25Gb E810	3x LP Gen4	2x 1100W	Ent	8x Perf	Option
7Z71A05ZCN	1x Silver 4309Y 8C 105W 2.8G	2x 32GB 2Rx4	9350-8i	8x 2.5" SAS; 2x 480GB MV SSD	2x25Gb E810	2x LP Gen4	2x 1100W	Ent	6x Std	Option

† Processor description: Processor model, number of cores, thermal design power (TDP), core frequency

## Models for India

Common to all India models:

- All models include a Toolless Slide Rail Kit with Cable Management Arm (CMA)

**AP models:** Customers in India also have access to the [Asia Pacific region](#) models.

Table 10. Models for India

Model	Intel Xeon Scalable processor†	Memory	RAID	Drive bays	OCP	Slots	Power supply	XCC	Fans	Intru. sw.
Standard models with a 3-year warranty (machine type 7Z71)										
7Z71A04LSG	2x Silver 4309Y 8C 105W 2.8G	4x 32GB 2Rx4	9350- 8i	8x 2.5" SAS; 2x 480GB MV SSD	2x25Gb E810	3x LP Gen4	2x 1100W	Ent	8x Perf	Option
7Z71A04MSG	1x Silver 4309Y 8C 105W 2.8G	2x 32GB 2Rx4	9350- 8i	8x 2.5" SAS; 2x 480GB MV SSD	2x25Gb E810	2x LP Gen4	2x 1100W	Ent	6x Std	Option
TopSeller models with a 3-year warranty (machine type 7Z71)										
7Z71A04FSG	1x Silver 4309Y 8C 105W 2.8G	1x 16GB	530- 8i	8x 2.5" SAS; Open bay	2x10GbT 57416	2x LP Gen4	1x 750W	Ent	6x Perf	Option
7Z71A04HSG	1x Silver 4310 12C 120W 2.1G	1x 16GB	530- 8i	8x 2.5" SAS; Open bay	2x10GbT 57416	2x LP Gen4	1x 750W	Ent	6x Perf	Option
7Z71A04GSG	1x Silver 4310T 10C 105W 2.3G	1x 16GB	530- 8i	8x 2.5" SAS; Open bay	2x10GbT 57416	2x LP Gen4	1x 750W	Ent	6x Perf	Option

† Processor description: Processor model, number of cores, thermal design power (TDP), core frequency

## Models for Japan

**AP models:** Customers in Japan also have access to the [Asia Pacific region](#) models.

Table 11. Models for Japan

Model	Intel Xeon Scalable processor†	Memory	RAID	Drive bays	OCP	Slots	Power supply	XCC	Fans	Intru. sw.
Standard models with a 3-year warranty (machine type 7Z71)										
7Z711000JP	1x Silver 4309Y 8C 105W 2.8G	1x 16GB	930-8i	8x 2.5" SAS; Open bay	4x1Gb I350	2x LP Gen3	1x 750W	Adv	6x Std	Option
7Z711004JP	1x Silver 4309Y 8C 105W 2.8G	1x 16GB	930-8i	4x 3.5" SAS; Open bay	4x1Gb I350	2x LP Gen3	1x 750W	Adv	6x Std	Option
7Z711001JP	1x Silver 4310 12C 120W 2.1G	1x 16GB	930-8i	8x 2.5" SAS; Open bay	4x1Gb I350	2x LP Gen3	1x 750W	Adv	6x Std	Option
7Z711002JP	1x Silver 4314 16C 135W 2.4G	1x 16GB	930-8i	8x 2.5" SAS; Open bay	4x1Gb I350	2x LP Gen3	1x 750W	Adv	6x Std	Option
7Z711003JP	1x Silver 4316 20C 150W 2.3G	1x 16GB	930-8i	8x 2.5" SAS; Open bay	4x1Gb I350	2x LP Gen3	1x 750W	Adv	6x Std	Option
TopSeller models with a 3-year warranty (machine type 7Z71)										
7Z71A029JP	1x Silver 4309Y 8C 105W 2.8G	1x 16GB	Option	Option 2.5"; Open bay	4x1Gb I350	Open	1x 750W	Adv	6x Std	Option
7Z71A02LJP	1x Silver 4309Y 8C 105W 2.8G	1x 16GB	Option	Option 3.5"; Open bay	4x1Gb I350	Open	1x 750W	Adv	6x Std	Option
7Z71A028JP	1x Silver 4310 12C 120W 2.1G	1x 16GB	Option	Option 2.5"; Open bay	4x1Gb I350	Open	1x 750W	Adv	6x Std	Option
7Z71A033JP	1x Silver 4310 12C 120W 2.1G	1x 16GB	Option	Option 3.5"; Open bay	4x1Gb I350	Open	1x 750W	Adv	6x Std	Option
7Z71A026JP	1x Silver 4314 16C 135W 2.4G	1x 16GB	Option	Option 2.5"; Open bay	4x1Gb I350	Open	1x 750W	Adv	6x Std	Option
7Z71A02XJP	1x Silver 4314 16C 135W 2.4G	1x 16GB	Option	Option 3.5"; Open bay	4x1Gb I350	Open	1x 750W	Adv	6x Std	Option
7Z71A01ZJP	1x Silver 4316 20C 150W 2.3G	1x 16GB	Option	Option 2.5"; Open bay	4x1Gb I350	Open	1x 750W	Adv	6x Std	Option
7Z71A02PJP	1x Silver 4316 20C 150W 2.3G	1x 16GB	Option	Option 3.5"; Open bay	4x1Gb I350	Open	1x 750W	Adv	6x Std	Option
7Z71A01TJP	1x Gold 6346 16C 205W 3.1G	1x 16GB	Option	Option 2.5"; Open bay	4x1Gb I350	Open	1x 1100W	Adv	6x Perf	Option

† Processor description: Processor model, number of cores, thermal design power (TDP), core frequency

## Models for Latin American countries (except Brazil)

Table 12. Models with a 3-year warranty for Latin American countries (except Brazil)

Model	Intel Xeon Scalable processor†	Memory	RAID	Drive bays	OCP	Slots	Power supply	XCC	Fans	Intru. sw.
SAP HANA Business One models with a 3-year warranty (machine type 7Z71)										
7Z71A05SLA	2x Silver 4310 12C 120W 2.1G	16x 32GB 2Rx4	930-8i	8x 2.5" SAS + Diag Panel; 4x 960GB S4620	4x1Gb 5719	3x LP Gen4	2x 750W	Ent	8x Perf	Yes
7Z71A05TLA	2x Silver 4310 12C 120W 2.1G	16x 16GB	930-8i	8x 2.5" SAS + Diag Panel; 3x 960GB S4620	4x1Gb 5719	3x LP Gen4	2x 750W	Ent	8x Perf	Yes
7Z71A05ULA	2x Silver 4314 16C 135W 2.4G	16x 64GB	930-8i	8x 2.5" SAS + Diag Panel; 7x 960GB S4620	4x1Gb 5719	3x LP Gen4	2x 1100W	Ent	8x Perf	Yes
7Z71A05VLA	2x Silver 4314 16C 135W 2.4G	16x 16GB	930-8i	8x 2.5" SAS + Diag Panel; 6x 960GB S4620	4x1Gb 5719	3x LP Gen4	2x 1100W	Ent	8x Perf	Yes
7Z71A05RLA	2x Gold 5318Y 24C 165W 2.1G	32x 64GB	930-8i	8x 2.5" SAS + Diag Panel; 7x 1.92TB S4620	4x1Gb 5719	3x LP Gen4	2x 1100W	Ent	8x Perf	Yes
Standard models with a 3-year warranty (machine type 7Z71)										
7Z71A03MLA	1x Silver 4310 12C 120W 2.1G	1x 32GB 2Rx4	930-8i	8x 2.5" SAS + Diag Panel; Open bay	4x1Gb 5719	2x LP Gen4	1x 750W	Std	6x Std	Yes
7Z71A03NLA	1x Silver 4314 16C 135W 2.4G	1x 32GB 2Rx4	930-8i	8x 2.5" SAS + Diag Panel; Open bay	4x1Gb 5719	2x LP Gen4	1x 750W	Std	6x Std	Yes

† Processor description: Processor model, number of cores, thermal design power (TDP), core frequency

## Models for USA and Canada

Table 13. Models for USA and Canada

Model	Intel Xeon Scalable processor†	Memory	RAID	Drive bays	OCP	Slots	Power supply	XCC	Fans	Intru. sw.
Standard models with a 3-year warranty (machine type 7Z71)										
7Z71A01ENA	1x Silver 4309Y 8C 105W 2.8G	1x 32GB 2Rx8	Option	Option 2.5"; Open bay	Open	Open	1x 750W	Ent	6x Perf	Option
7Z71A01VNA	1x Silver 4309Y 8C 105W 2.8G	1x 32GB 2Rx8	Option	Option 3.5"; Open bay	Open	Open	1x 750W	Ent	6x Perf	Option
7Z71A05HNA	1x Silver 4309Y 8C 105W 2.8G	1x 32GB 2Rx8	Option	Option 2.5"; Open bay	Open	Open	1x 750W	Ent	6x Perf	Option
7Z71A05KNA	1x Silver 4309Y 8C 105W 2.8G	2x 32GB 2Rx8	9350- 8i	8x 2.5" SAS; 2x 480GB MV SSD	2x25Gb E810	2x LP Gen4	2x 1100W	Std	6x Std	Option
7Z71A060NA	2x Silver 4309Y 8C 105W 2.8G	4x 32GB 2Rx8	9350- 8i	8x 2.5" SAS; 2x 480GB MV SSD	2x25Gb E810	2x LP Gen4	2x 1100W	Std	8x Std	Option
7Z71A01QNA	1x Silver 4310 12C 120W 2.1G	1x 32GB 2Rx8	Option	Option 2.5"; Open bay	Open	Open	1x 750W	Ent	6x Perf	Option
7Z71A05JNA	1x Silver 4310 12C 120W 2.1G	1x 32GB 2Rx8	Option	Option 2.5"; Open bay	Open	Open	1x 750W	Ent	6x Perf	Option
7Z71A01UNA	1x Silver 4314 16C 135W 2.4G	1x 32GB 2Rx8	Option	Option 2.5"; Open bay	Open	Open	1x 750W	Ent	6x Perf	Option
7Z71A04WNA	1x Silver 4314 16C 135W 2.4G	1x 32GB 2Rx8	Option	Option 2.5"; Open bay	Open	Open	1x 750W	Ent	6x Perf	Option

† Processor description: Processor model, number of cores, thermal design power (TDP), core frequency

## Processors

The SR630 V2 supports processors in the third-generation Intel Xeon Scalable Processor family. The server supports one or two processors.

Topics in this section:

- [Processor options](#)
- [Processor features](#)
- [One-processor configurations](#)
- [Thermal restrictions based on processor](#)

In the SR630 V2, processors either have a standard heatsink or a performance heatsink attached depending on the TDP of the processor and configuration of the server. Performance heatsinks include two additional satellite heatsinks that connect to the main heatsink via heat pipes.




Figure 7. Performance heatsink in the SR630 V2

## Processor options

The table below lists the processors that are supported.

Some processors include a suffix letter in the processor model number:

- M: Media Processing optimized
- N: NFV optimized
- P: High frequency-optimized for IaaS virtualization customers
- Q: Optimized for liquid cooling
- S: Large (512GB) SGX Enclave size
- T: High Tcase
- U: Single socket
- V: High density/low power-optimized for SaaS virtualization customers
- Y: Speed Select

**Memory tiers:** All processors support up to 6TB of memory. There are no L or M suffix processors.

**Options part numbers only for second processor :** The option part numbers listed in the table are only for use when adding a second processor. It is not supported to upgrade any processors already installed.

Table 14. Processor options

Part number	Feature code	Description	Maximum quantity†
4XG7A63398	BB2N	SR630 V2 Intel Xeon Silver 4309Y 8C 105W 2.8GHz Option Kit w/o Fan	2
4XG7A63425	BB3C	SR630 V2 Intel Xeon Silver 4310 12C 120W 2.1GHz Option Kit w/o Fan	2
4XG7A63416	BB34	SR630 V2 Intel Xeon Silver 4310T 10C 105W 2.3GHz Option Kit w/o Fan	2
4XG7A63411	BB2Z	SR630 V2 Intel Xeon Silver 4314 16C 135W 2.4GHz Option Kit w/o Fan	2
4XG7A63422	BB39	SR630 V2 Intel Xeon Silver 4316 20C 150W 2.3GHz Option Kit w/o Fan	2
4XG7A63434	BB3M	SR630 V2 Intel Xeon Gold 5315Y 8C 140W 3.2GHz Option Kit w/o Fan	2
4XG7A63412	BB30	SR630 V2 Intel Xeon Gold 5317 12C 150W 3.0GHz Option Kit w/o Fan	2



Part number	Feature code	Description	Maximum quantity†
4XG7A63427	BB3E	SR630 V2 Intel Xeon Gold 5318N 24C 150W 2.1GHz Option Kit w/o Fan	2
4XG7A63397	BB2M	SR630 V2 Intel Xeon Gold 5318S 24C 165W 2.1GHz Option Kit w/o Fan	2
4XG7A63417	BB35	SR630 V2 Intel Xeon Gold 5318Y 24C 165W 2.1GHz Option Kit w/o Fan	2
4XG7A63403	BB2R	SR630 V2 Intel Xeon Gold 5320 26C 185W 2.2GHz Option Kit w/o Fan	2
4XG7A63410	BB2Y	SR630 V2 Intel Xeon Gold 5320T 20C 150W 2.3GHz Option Kit w/o Fan	2
CTO only	BB2K	Intel Xeon Gold 6312U 24C 185W 2.4GHz Processor	1*
CTO only	BB38	Intel Xeon Gold 6314U 32C 205W 2.3GHz Processor	1*
4XG7A63401	BB4E	SR630 V2 Intel Xeon Gold 6326 16C 185W 2.9GHz Option Kit w/o Fan	2
4XG7A63430	BB3H	SR630 V2 Intel Xeon Gold 6330 28C 205W 2.0GHz Option Kit w/o Fan	2
4XG7A63435	BB3N	SR630 V2 Intel Xeon Gold 6330N 28C 165W 2.2GHz Option Kit w/o Fan	2
4XG7A63426	BB3D	SR630 V2 Intel Xeon Gold 6334 8C 165W 3.6GHz Option Kit w/o Fan	2
4XG7A63439	BB3S	SR630 V2 Intel Xeon Gold 6336Y 24C 185W 2.4GHz Option Kit w/o Fan	2
4XG7A63436	BB3P	SR630 V2 Intel Xeon Gold 6338 32C 205W 2.0GHz Option Kit w/o Fan	2
4XG7A63413	BB31	SR630 V2 Intel Xeon Gold 6338N 32C 185W 2.2GHz Option Kit w/o Fan	2
4XG7A63415	BB33	SR630 V2 Intel Xeon Gold 6338T 24C 165W 2.1GHz Option Kit w/o Fan	2
4XG7A63574	BB3B	SR630 V2 Intel Xeon Gold 6342 24C 230W 2.8GHz Option Kit w/o Fan	2
4XG7A63408	BB2W	SR630 V2 Intel Xeon Gold 6346 16C 205W 3.1GHz Option Kit w/o Fan	2
4XG7A63571	BB2L	SR630 V2 Intel Xeon Gold 6348 28C 235W 2.6GHz Option Kit w/o Fan	2
4XG7A63406	BB2U	SR630 V2 Intel Xeon Gold 6354 18C 205W 3.0GHz Option Kit w/o Fan	2
CTO only	BB3J	Intel Xeon Platinum 8351N 36C 225W 2.4GHz Processor	1*
4XG7A63654	BKDB	SR630 V2 Intel Xeon Platinum 8352M 32C 185W 2.3GHz Option Kit w/o Fan	2
4XG7A63437	BB3Q	SR630 V2 Intel Xeon Platinum 8352S 32C 205W 2.2GHz Option Kit w/o Fan	2
4XG7A63404	BB2S	SR630 V2 Intel Xeon Platinum 8352V 36C 195W 2.1GHz Option Kit w/o Fan	2
4XG7A63407	BB2V	SR630 V2 Intel Xeon Platinum 8352Y 32C 205W 2.2GHz Option Kit w/o Fan	2
4XG7A63438	BB3R	SR630 V2 Intel Xeon Platinum 8358 32C 250W 2.6GHz Option Kit w/o Fan	2
4XG7A63423	BB3A	SR630 V2 Intel Xeon Platinum 8358P 32C 240W 2.6GHz Option Kit w/o Fan	2
4XG7A63399	BB2P	SR630 V2 Intel Xeon Platinum 8360Y 36C 250W 2.4GHz Option Kit w/o Fan	2
4XG7A63653	BKDC	SR630 V2 Intel Xeon Platinum 8362 32C 265W 2.8GHz Option Kit w/o Fan	2
4XG7A63419	BB37	SR630 V2 Intel Xeon Platinum 8368 38C 270W 2.4GHz Option Kit w/o Fan	2
4XG7A63572	BB3G	SR630 V2 Intel Xeon Platinum 8380 40C 270W 2.3GHz Option Kit w/o Fan	2

\* Processors with a U suffix and the 8351N processor are only supported one processor per server; as a result, there is no option part number for a second processor.

† The server supports two processors. In the configurator, you can select 1 or 2 processor feature codes. However for option part numbers, only 1 is supported per server. The option part numbers are only for use when adding a second processor. It is not supported to use the option part numbers to upgrade any processors already installed.

## Processor features

Supported processors have the following features:

- Third-generation Intel Xeon Scalable processors (formerly codenamed "Ice Lake")
- 10 nm process technology
- 8x DDR4 memory channels
- 64x PCIe 4.0 I/O lanes available for PCIe and NVMe devices
- 1.25 MB L2 cache per core
- 1.5 MB or more L3 cache per core
- Intel Deep Learning Boost, which provides built-in Artificial Intelligence (AI) acceleration with the Vector Neural Network Instruction set (VNNI). DL Boost and VNNI are designed to deliver significant, more efficient Deep Learning (Inference) acceleration for high-performance AI workloads.
- Intel Hyper-Threading Technology, which boosts performance for multithreaded applications by enabling simultaneous multithreading within each processor core, up to two threads per core.
- Intel Turbo Boost Technology 2.0, which allows processor cores to run at maximum speeds during peak workloads by temporarily going beyond processor TDP.
- Intel Virtualization Technology (includes VT-x and VT-d), which integrates hardware-level virtualization hooks that allow operating system vendors to better use the hardware for virtualization workloads.
- Intel Speed Select Technology, supported on some processor models, enables increased core Turbo Boost frequency on specific individual cores to maximize application performance.
- Intel Advanced Vector Extensions 512 (AVX-512), to enable acceleration of enterprise-class workloads, including databases and enterprise resource planning (ERP).
- Up to two Intel AVX-512 Fused-Multiply Add (FMA) units
- Intel SGX (Software Guard Extensions) and Intel TME (Total Memory Encryption) security features
- Two or three Intel Ultra Path Interconnect (UPI) links at up to 11.2 GT/s, to maximize inter-processor communication

The following table compares the features of the supported third-generation Intel Xeon processors.

### Abbreviations used in the table:

- TB: Turbo Boost 2.0
- UPI: Ultra Path Interconnect
- TDP: Thermal Design Power
- SGX: Software Guard Extensions
- PMem: Persistent Memory support

Table 15. Processor features

CPU model	Cores/ threads	Core speed (Base / TB max)	L3 cache*	Max memory speed	UPI links & speed	TDP	SGX Enclave Size	Pmem
4309Y	8 / 16	2.8 GHz / 3.6 GHz	12 MB	2667 MHz	2 / 10.4 GT/s	105W	8 GB	No
4310	12 / 24	2.1 GHz / 3.3 GHz	18 MB	2667 MHz	2 / 10.4 GT/s	120W	8 GB	No
4310T	10 / 20	2.3 GHz / 3.4 GHz	15 MB	2667 MHz	2 / 10.4 GT/s	105W	8 GB	No
4314	16 / 32	2.4 GHz / 3.4 GHz	24 MB	2667 MHz	2 / 10.4 GT/s	135W	8 GB	Yes
4316	20 / 40	2.3 GHz / 3.4 GHz	30 MB	2667 MHz	2 / 10.4 GT/s	150W	8 GB	No
5315Y	8 / 16	3.2 GHz / 3.6 GHz	12 MB	2933 MHz	3 / 11.2 GT/s	140W	64 GB	Yes
5317	12 / 24	3.0 GHz / 3.6 GHz	18 MB	2933 MHz	3 / 11.2 GT/s	150W	64 GB	Yes

CPU model	Cores/ threads	Core speed (Base / TB max)	L3 cache*	Max memory speed	UPI links & speed	TDP	SGX Enclave Size	Pmem
5318N	24 / 48	2.1 GHz / 3.4 GHz	36 MB	2667 MHz	3 / 11.2 GT/s	150W	64 GB	Yes
5318S	24 / 48	2.1 GHz / 3.4 GHz	36 MB	2933 MHz	3 / 11.2 GT/s	165W	512 GB	Yes
5318Y	24 / 48	2.1 GHz / 3.4 GHz	36 MB	2933 MHz	3 / 11.2 GT/s	165W	64 GB	Yes
5320	26 / 52	2.2 GHz / 3.4 GHz	39 MB	2933 MHz	3 / 11.2 GT/s	185W	64 GB	Yes
5320T	20 / 40	2.3 GHz / 3.5 GHz	30 MB	2933 MHz	3 / 11.2 GT/s	150W	64 GB	Yes
6312U	24 / 48	2.4 GHz / 3.6 GHz	36 MB	3200 MHz	None	185W	64 GB	Yes
6314U	32 / 64	2.3 GHz / 3.4 GHz	48 MB	3200 MHz	None	205W	64 GB	Yes
6326	16 / 32	2.9 GHz / 3.5 GHz	24 MB	3200 MHz	3 / 11.2 GT/s	185W	64 GB	Yes
6330	28 / 56	2.0 GHz / 3.1 GHz	42 MB	2933 MHz	3 / 11.2 GT/s	205W	64 GB	Yes
6330N	28 / 56	2.2 GHz / 3.4 GHz	42 MB	2667 MHz	3 / 11.2 GT/s	165W	64 GB	Yes
6334	8 / 16	3.6 GHz / 3.7 GHz	18 MB*	3200 MHz	3 / 11.2 GT/s	165W	64 GB	Yes
6336Y	24 / 48	2.4 GHz / 3.6 GHz	36 MB	3200 MHz	3 / 11.2 GT/s	185W	64 GB	Yes
6338	32 / 64	2.0 GHz / 3.2 GHz	48 MB	3200 MHz	3 / 11.2 GT/s	205W	64 GB	Yes
6338N	32 / 64	2.2 GHz / 3.5 GHz	48 MB	2667 MHz	3 / 11.2 GT/s	185W	64 GB	Yes
6338T	24 / 48	2.1 GHz / 3.4 GHz	36 MB	3200 MHz	3 / 11.2 GT/s	165W	64 GB	Yes
6342	24 / 48	2.8 GHz / 3.5 GHz	36 MB	3200 MHz	3 / 11.2 GT/s	230W	64 GB	Yes
6346	16 / 32	3.1 GHz / 3.6 GHz	36 MB*	3200 MHz	3 / 11.2 GT/s	205W	64 GB	Yes
6348	28 / 56	2.6 GHz / 3.5 GHz	42 MB	3200 MHz	3 / 11.2 GT/s	235W	64 GB	Yes
6354	18 / 36	3.0 GHz / 3.6 GHz	39 MB*	3200 MHz	3 / 11.2 GT/s	205W	64 GB	Yes
8351N	36 / 72	2.4 GHz / 3.5 GHz	54 MB	2933 MHz	None	225W	64 GB	Yes
8352M	32 / 64	2.3 GHz / 3.5 GHz	48 MB	3200 MHz	3 / 11.2 GT/s	185W	64 GB	Yes
8352S	32 / 64	2.2 GHz / 3.4 GHz	48 MB	3200 MHz	3 / 11.2 GT/s	205W	512 GB	Yes
8352V	36 / 72	2.1 GHz / 3.5 GHz	54 MB	2933 MHz	3 / 11.2 GT/s	195W	8 GB	Yes
8352Y	32 / 64	2.2 GHz / 3.4 GHz	48 MB	3200 MHz	3 / 11.2 GT/s	205W	64 GB	Yes
8358	32 / 64	2.6 GHz / 3.4 GHz	48 MB	3200 MHz	3 / 11.2 GT/s	250W	64 GB	Yes
8358P	32 / 64	2.6 GHz / 3.4 GHz	48 MB	3200 MHz	3 / 11.2 GT/s	240W	8 GB	Yes
8360Y	36 / 72	2.4 GHz / 3.5 GHz	54 MB	3200 MHz	3 / 11.2 GT/s	250W	64 GB	Yes
8362	32 / 64	2.8 GHz / 3.6 GHz	48 MB	3200 MHz	3 / 11.2 GT/s	265W	64 GB	Yes
8368	38 / 76	2.4 GHz / 3.4 GHz	57 MB	3200 MHz	3 / 11.2 GT/s	270W	512 GB	Yes
8380	40 / 80	2.3 GHz / 3.4 GHz	60 MB	3200 MHz	3 / 11.2 GT/s	270W	512 GB	Yes

\* L3 cache is 1.5 MB per core or larger. Processors with a larger L3 cache per core are marked with an \*

## One-processor configurations

The SR630 V2 can be used with only one processor installed. Most core functions of the server (including the XClarity Controller) are connected to processor 1 as shown in the [System architecture](#) section.

With only one processor, the server has the following capabilities:

- 16 memory DIMMs for a 2TB maximum
- Two PCIe 4.0 slots, Slot 1 and Slot 2 are available; Slot 3 is not available
- OCP 3.0 slot
- Up to 4x NVMe front drives using onboard connections
- 7mm drives
- M.2 drives
- Internal RAID adapter or HBA (CFF form factor)

## Thermal restrictions by processor

In the SR630 V2, processors either use a standard or performance heatsink depending on the TDP of the processor. Performance heatsinks include two satellite heatsinks that connect to the main heatsink via liquid filled copper tubes.

- Standard heatsink: TDP ≤ 205 W
- Performance heatsink: TDP > 205 W

The use of higher-TDP processors impacts the choice of some components as listed in the following table.

Table 16. Restrictions based on processor TDP

Component	TDP ≤ 205 W	TDP ≤ 220 W	TDP ≤ 250 W	TDP ≤ 270 W
Front 10x 2.5-inch AnyBay backplane	Supported	Supported	Supported	No support
Front 10x 2.5-inch NVMe backplane	Supported	Supported	Supported	No support
Front 16x EDSFF backplane	Supported	Supported	Supported	No support
Any other front backplane	Supported	Supported	Supported	Supported
GPUs with 4x 2.5-inch backplane	Supported	Supported	Supported	Supported
GPUs with any other front backplanes	Supported	Supported	No support	No support
Rear 2.5-inch drives	Supported	No support	No support	No support

Additional ambient temperature restrictions may apply. See the [Operating environment](#) section for details.

## Memory options

The SR630 V2 uses Lenovo TruDDR4 memory and supports 16 DIMMs per processor or 32 DIMMs with two processors installed. Each processor has eight memory channels with two DIMMs per channel. With 128 GB 3DS RDIMMs installed, the SR630 V2 supports a total of 4 TB of system memory.

The SR630 V2 also supports Intel Optane Persistent Memory 200 Series, as described in the [Persistent Memory](#) section.

Memory operates at up to 3200 MHz at two DIMMs per channel, depending on the memory DIMMs and processor model selected. If the processor selected has a lower memory bus speed, then all DIMMs will operate at that lower speed.

The following table lists the memory options that are available for the server.

Lenovo TruDDR4 memory uses the highest quality components that are sourced from Tier 1 DRAM suppliers and only memory that meets the strict requirements of Lenovo is selected. It is compatibility tested and tuned to maximize performance and reliability. From a service and support standpoint, Lenovo TruDDR4 memory automatically assumes the system warranty, and Lenovo provides service and support worldwide.

Table 17. Memory options

Part number	Feature code	Description	Maximum supported
RDIMMs			
4X77A08632	B963	ThinkSystem 16GB TruDDR4 3200MHz (2Rx8 1.2V) RDIMM	32 (16 per processor)
4X77A08633	B964	ThinkSystem 32GB TruDDR4 3200MHz (2Rx4 1.2V) RDIMM	32 (16 per processor)
4X77A08634	B965	ThinkSystem 32GB TruDDR4 3200MHz (2Rx8 1.2V) RDIMM	32 (16 per processor)
4X77A08635	B966	ThinkSystem 64GB TruDDR4 3200MHz (2Rx4 1.2V) RDIMM	32 (16 per processor)
3DS RDIMMs			
4X77A08636	BA62	ThinkSystem 128GB TruDDR4 3200 MHz (2S2Rx4 1.2V) 3DS RDIMM	32 (16 per processor)
4ZC7A08727	B4Y3	ThinkSystem 256GB TruDDR4 2933MHz (8Rx4 1.2V) 3DS RDIMM	32 (16 per processor)

The following rules apply when selecting the memory configuration:

- The following DIMM quantities are supported per processor: 1, 2, 4, 6, 8, 12, and 16. Other quantities per processor are not supported.
- The server supports RDIMMs and 3DS RDIMMs; UDIMMs and LRDIMMs are not supported
- Mixing RDIMMs and 3DS RDIMMs is not supported
- Mixing x4 and x8 DIMMs is supported

For best performance, consider the following:

- Populate memory DIMMs in quantities of 8 or 16 per processor, so that all memory channels are used.
- Populate memory channels so they all have the same total memory capacity.
- Ensure all memory controllers on a processor socket have the same DIMM configuration.
- All processor sockets on the same physical server should have the same DIMM configuration.

The following memory protection technologies are supported:

- ECC
- SDDC (for x4-based memory DIMMs; look for "x4" in the DIMM description)
- ADDDC (for x4-based memory DIMMs)
- Memory mirroring

**Note:** Memory sparing is not supported

If memory channel mirroring is used, then DIMMs must be installed in pairs or sets of three (minimum of one pair or set of three per processor), and all DIMMs in the pair or set of three must be identical in type and size. 50% of the installed capacity is available to the operating system. Memory rank sparing is not supported.

## Persistent memory

The SR630 V2 server supports Intel Optane Persistent Memory 200 Series, a new class of memory and storage technology explicitly architected for data center usage. Persistent memory is an innovative technology that delivers a unique combination of affordable large memory capacity and persistence (non-volatility). It offers significantly lower latency than fetching data from SSDs, even NVMe SSDs, and offers higher capacities than system memory.

Persistent memory technology can help boost the performance of data-intensive applications such as in-memory analytics, databases, content delivery networks, and high performance computing (HPC), as well as deliver consistent service levels at scale with higher virtual machine and container density. When data is stored closer to the processor on nonvolatile media, applications can see significant overall improvement in performance.

The following table lists the ordering information for the supported persistent memory modules.

Table 18. Persistent memory module part numbers

Part number	Feature code	Description	Maximum supported
4ZC7A08732	B98B	ThinkSystem 128GB TruDDR4 3200MHz (1.2V) Intel Optane Persistent Memory	16 (8 per processor)
4ZC7A08734	B98A	ThinkSystem 256GB TruDDR4 3200MHz (1.2V) Intel Optane Persistent Memory	16 (8 per processor)
4ZC7A08736	BB8T	ThinkSystem 512GB TruDDR4 3200MHz (1.2V) Intel Optane Persistent Memory	16 (8 per processor)

The following are the requirements when installing persistent memory (PMem) modules when installed in a two-socket server with third-generation Intel Xeon Scalable processors ("Ice Lake" processors):

- App Direct Mode and Memory Mode are supported. Mixed Mode is not supported.
- All PMem modules operate at 3200 MHz when the installed processor runs the memory bus at 3200 MHz.
- All installed PMem modules must be the same size. Mixing PMem modules of different capacities is not supported.
- Maximum 8 PMem modules per processor (install 1 in each memory channel).
- For each memory channel with both a PMem module and a memory DIMM installed, the PMem module is installed in channel slot 1 (DIMM1, closer to the processor) and the DIMM is installed in channel slot 0 (DIMM0).
- To maximize performance, balance all memory channels
- Both interleaved and non-interleaved modes are supported.
- Memory mirroring is not supported with PMem modules installed

For details, including App Direct Mode and Memory Mode configuration requirements, see the Intel Optane Persistent Memory 200 Series product guide, <https://lenovopress.com/LP1380>

## Internal storage

The SR630 V2 supports 4x 3.5-inch or 12x 2.5-inch or 16x EDSFF drive bays, depending on the selected chassis and backplane configuration. The server also supports configurations without any drive bays if desired.

The two drive bay zones are as follows:

- Front:
  - 4x 3.5-inch hot-swap bays, or
  - Up to 10x 2.5-inch hot-swap bays, or
  - 16x EDSFF hot-swap bays
- Rear:
  - 2x 2.5-inch hot-swap bays, or
  - 2x 7mm hot-swap drives bays

All drives are hot-swap and are accessible from the front or from the rear.

The server also supports one or two M.2 drives, installed in an M.2 adapter internal to the server.

In this section:

- [NVMe drive support](#)
- [Front drive bays](#)
- [Rear drive bays](#)
- [Supported drive bay combinations](#)
- [Controller selections](#)
- [Field upgrades](#)
- [RAID flash power module \(supercap\) support](#)
- [M.2 drives](#)
- [7mm drives](#)
- [EDSFF drives](#)
- [SED encryption key management](#)

### NVMe drive support

The SR630 V2 supports NVMe drives to maximize storage performance:

- In 2.5-inch front drive configurations, the server supports up to 12 NVMe drives without oversubscription (that is, each x4 drive has a full x4 connection (4 lanes) to the processor), ten drives at the front and two drives at the rear.
- In 3.5-inch front drive configurations, the servers supports up to 6 NVMe x4 drives without oversubscription, four 3.5-inch drives at the front and two 2.5-inch NVMe drives at the rear of the server.
- In EDSFF front drive configurations, the server supports up to 16x NVMe x4 drives without oversubscription, 12 drives connected to onboard NVMe connections and 4 drives connected to a Retimer adapter.

The specifics of these configurations are covered in the [Supported drive bay combinations](#) and [Controller selections](#) sections.

In addition, the SR630 V2 supports two 7mm NVMe drives for use as boot drives. These two drives are connected via separate RAID controller connected to a single PCIe 3.0 x2 host interface. See the [7mm drives](#) section for details.

The RAID 940-8i and RAID 940-16i adapters also support NVMe through a feature named Tri-Mode support (or Trimode support). This feature enables the use of NVMe U.3 drives at the same time as SAS and SATA drives. Cabling of the controller to the backplanes is the same as with SAS/SATA drives, and the NVMe drives are connected via a PCIe x1 link to the controller.

NVMe drives connected using Tri-Mode support provide better performance than SAS or SATA drives: A SATA SSD has a data rate of 6Gbps, a SAS SSD has a data rate of 12Gbps, whereas an NVMe U.3 Gen 4 SSD with a PCIe x1 link will have a data rate of 16Gbps. NVMe drives typically also have lower latency and higher IOPS compared to SAS and SATA drives. Tri-Mode is supported with U.3 NVMe drives in either 2.5-inch and 3.5-inch form factor and requires an AnyBay backplane.

**Tri-Mode requires U.3 drives:** Only NVMe drives with a U.3 interface are supported. U.2 drives are not supported. See the [Internal drive options](#) section for the U.3 drives supported by the server.

## Front drive bays

The front drive bay zone supports the following configurations:

- 2.5-inch drive bays
  - No backplane and no drives (supports [field upgrades](#))
  - 10x 2.5-inch hot-swap AnyBay
  - 10x 2.5-inch hot-swap NVMe
  - 6x 2.5-inch hot-swap SAS/SATA + 4x hot-swap AnyBay
  - 6x 2.5-inch hot-swap SAS/SATA + 4x hot-swap NVMe
  - 6x 2.5-inch hot-swap SAS/SATA + 2x hot-swap AnyBay + 2x hot-swap NVMe
  - 8x 2.5-inch hot-swap SAS/SATA
  - 4x 2.5-inch hot-swap SAS/SATA
- EDSFF drive bays
  - 16x EDSFF E1.S hot-swap NVMe
- 3.5-inch drive bays
  - No backplane and no drives (supports [field upgrades](#))
  - 4x 3.5-inch SAS/SATA
  - 4x 3.5-inch AnyBay

These configurations are shown in the following figure. The feature codes listed correspond to the feature codes listed in the table below the figure.

**Integrated LCD diagnostic panel:** The following two configurations can be configured with or without an Integrated Diagnostics Panel with pull-out LCD display. See the [Local management](#) section for details:

- 8x 2.5-inch hot-swap SAS/SATA
- 16x EDSFF E1.S hot-swap NVMe



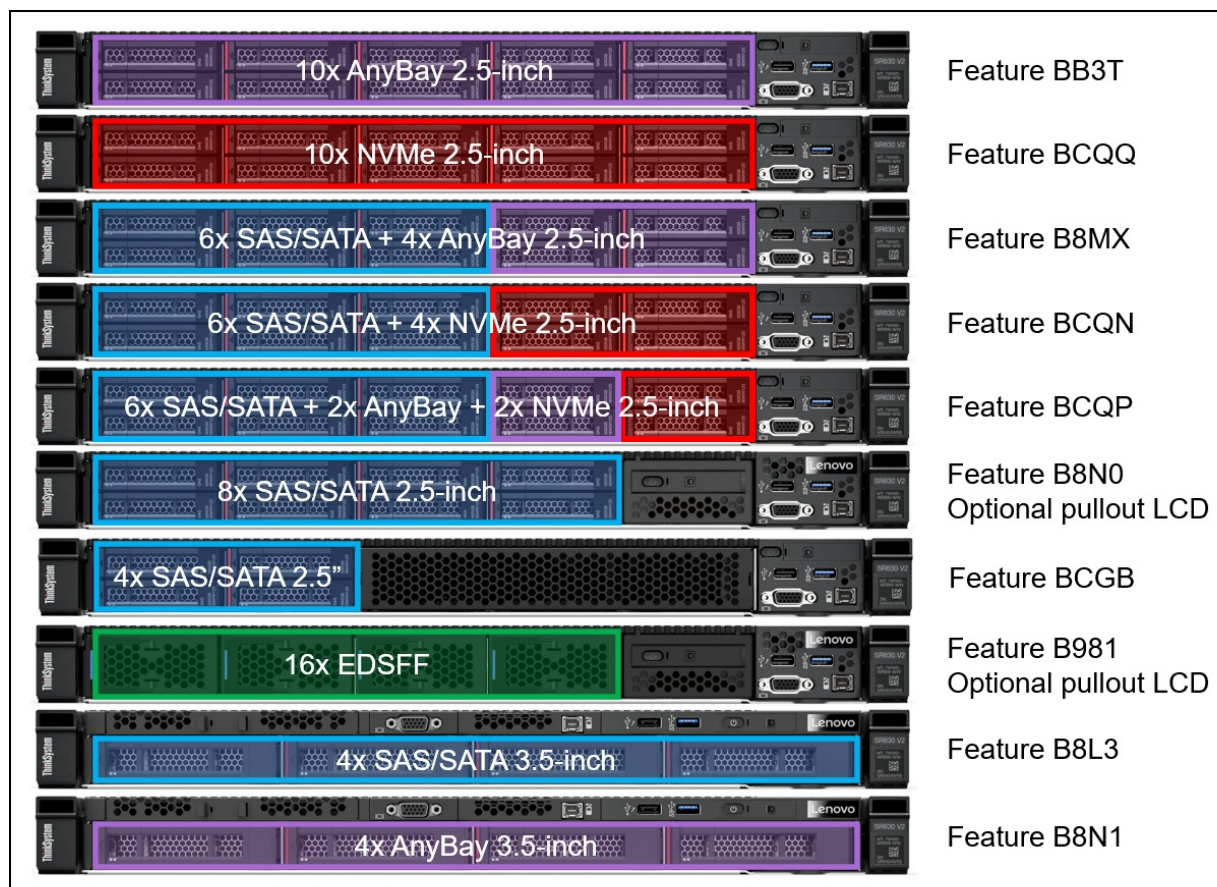


Figure 8. SR630 V2 front drive bay configurations

The backplanes used to provide these drive bays are listed in the following table.

**Field upgrades:** With the exception of the 4x 2.5-inch backplane and 16x EDSFF backplane, all front backplanes are available as part numbers for field upgrades using upgrade kits, as described in the [Field upgrades](#) section below.

Table 19. Backplanes for front drive bays

Feature code*	Description	Maximum supported
Front 2.5-inch drive backplanes		
BB3T	ThinkSystem 1U 10x2.5" AnyBay Backplane	1
BCQQ	ThinkSystem 1U 2.5" 10 NVMe Backplane	1
B8MX	ThinkSystem 1U 2.5" 6 SAS/SATA 4 AnyBay Backplane	1
BCQN	ThinkSystem 1U 2.5" 6 SAS/SATA 4 NVMe Backplane	1
BCQP	ThinkSystem 1U 2.5" 6 SAS/SATA 2 AnyBay 2 NVMe Backplane	1
B8N0	ThinkSystem 1U 8x2.5" SAS/SATA Backplane	1
BCGB	ThinkSystem 1U 4x2.5" SAS/SATA Backplane	1
Front EDSFF drive backplane		
B981	ThinkSystem 1U 16-EDSFF Backplane	1
Front 3.5-inch drive backplanes		
B8L3	ThinkSystem 1U/2U 4x3.5" SAS/SATA Backplane	1
B8N1	ThinkSystem 1U 4x3.5" AnyBay Backplane	1

\* With the exception of the 4x 2.5-inch backplane, all front backplanes are available as part numbers for field upgrades using upgrade kits, as described in the [Field upgrades](#) section below.

**Common backplanes:** Some of the backplanes listed in the above table are shared:

- Feature codes BB3T and BCQQ, both use the 10x AnyBay backplane. The difference is how the bays are cabled - NVMe or SAS/SATA or both. These all use backplane SBB7A20714.
- Feature codes B8MX, BCQN and BCQP all use a backplane with 6x SAS/SATA bays and 4x AnyBay bays. The difference is which connectors on the backplane are cabled for each of the four AnyBay bays - NVMe or SAS/SATA or both. These all use backplane SBB7A06903.

## Rear drive bays

The SR630 V2 supports hot-swap drives installed at the rear of the server chassis. Supported configurations are as follows:

- 2x 2.5-inch hot-swap SAS/SATA drive bays
- 2x 2.5-inch hot-swap NVMe drive bays
- 2x 7mm SAS/SATA drive bays
- 2x 7mm NVMe drive bays

The configurations are shown in the following figure.




Figure 9. Rear drive bay configurations

The backplanes used to provide these drive bays are listed in the following table.

Table 20. Backplanes for rear drive bays

Part number	Feature code	Description	Maximum supported
Rear - 2.5-inch drive backplanes			
4XH7A61125	B8MY	ThinkSystem SR630 V2 Rear 2x2.5" SAS/SATA Backplane Option Kit v2	1
4XH7A60975	B8MY	ThinkSystem SR630 V2 Rear 2x2.5" SAS/SATA Backplane Option Kit	1
4XH7A80459	BDY6	ThinkSystem SR630 V2 Rear 2x2.5" NVMe Backplane Option Kit v2	1
4XH7A60974	BDY6	ThinkSystem SR630 V2 Rear 2x2.5" NVMe Backplane Option Kit	1
Rear - 7mm drive backplanes			
4XH7A60977	BA1R	ThinkSystem SR630 V2 Rear 2x7mm SATA RAID Enablement Kit	1
4XH7A60976	B8Q2	ThinkSystem SR630 V2 Rear 2x7mm NVMe RAID Enablement Kit	1

The use of rear drive bays has the following configuration rules:

- With 2.5-inch rear drive bays, only slot 1 is available. Slot 2 and 3 are not available
- With 7mm rear drive bays, slots 1 and 2 are available and slot 2 is a low profile slot. Slot 3 is not available.
- 7mm drive enclosure is connected to onboard NVMe port and cannot be connected to any installed RAID adapter or HBA
- GPUs are not supported

## Supported drive bay combinations

This section describes the various combinations of 3.5-inch and 2.5-inch drives that the server supports. The drive bay combinations are grouped based on the drive type at the front of the server, 3.5-inch or 2.5-inch.

**Tip for field support:** Hover over the Configuration letter to see the TRD storage configurations that it relates to.

### 3.5-inch drive bay chassis

The following table shows the supported combinations when the server is configured with a 3.5-inch chassis (where the front drive bays are 3.5-inch). The table lists the front and rear backplanes required for each drive bay combination. The choice of storage controller for each configuration is listed in the [Controller selections](#) section.

Table 21. Drive bay and backplane combinations with 3.5-inch chassis (Blue cells = SAS/SATA, Red = NVMe) (S/S = SAS/SATA, Any = AnyBay)

Cfg	CPUs	Total drives	NVMe drives\$	Front bays (3.5")		Rear bays (2.5")		Rear bays (7mm)	Front backplane	Rear backplane
				S/S 3.5"	Any 3.5"	S/S 2.5"	NVM 2.5"			
A	1 or 2	4	0	4	0	0	0	Optional	4xS/S	None
B	1 or 2	6	0	4	0	2	0	No support	4xS/S	2xSAS/SATA
C	1 or 2	6	2	4	0	0	2	No support	4xS/S	2xNVMe
D	1 or 2	4	4 (1:1)	0	4	0	0	Optional	4xAny	None
E	1 or 2	6	4 (1:1)	0	4	2	0	No support	4xAny	2xSAS/SATA
F	2	6	6 (1:1)	0	4	0	2	No support	4xAny	2xNVMe

## 2.5-inch drive bay chassis

The following table shows the supported combinations when the server is configured with a 2.5-inch chassis (where the front drive bays are 2.5-inch). The table lists the front and rear backplanes required for each drive bay combination. The choice of storage controller for each configuration is listed in the [Controller selections](#) section.

Table 22. Drive bay and backplane combinations with 2.5-inch chassis (Blue = SAS/SATA, Red = NVMe, Purple = AnyBay) (S/S = SAS/SATA, Any = AnyBay)

Cfg	CPUs	Total drives	Total NVMe	Front bays (2.5")				Rear bays (2.5")		Rear bays (7mm)	Front backplane	Rear backplane
				S/S 2.5"	Any 2.5"	NVMe 2.5"	EDSFF	S/S 2.5"	NVMe 2.5"			
A	1 or 2	4	0	4	0	0	0	0	0	Optional	4xS/S (BCGB)	None
B	1 or 2	8	0	8	0	0	0	0	0	Optional	8xS/S (B8N0)	None
C	1 or 2	10	0	8	0	0	0	2	0	No support	8xS/S (B8N0)	2xSAS/SATA (B8MY)
D	1 or 2†	10	4 (1:1)	6	4	0	0	0	0	Optional	6xSAS +4xAny (B8MX)	None
E	2	12	6 (1:1)	6	4	0	0	0	2	No support	6xSAS +4xAny (B8MX)	2xNVMe (B5VQ)
F	2	12	4 (1:1)	6	4	0	0	2	0	No support	6xSAS +4xAny (B8MX)	2xSAS/SATA (B8MY)
G	1 or 2	12	4 (1:1)	6	0	4	0	2	0	No support	6xSAS +4xNVMe (BCQN)	2xSAS/SATA (B8MY)
H	1 or 2	10	4 (1:1)	6	2	2	0	0	0	Optional	6xSAS +2xAny +2xNVMe (BCQP)	None
I	2	12	6 (1:1)	6	2	2	0	0	2	No support	6xSAS +2xAny +2xNVMe (BCQP)	2xNVMe (B5VQ)
J	1 or 2	8	8 (1:1)	0	8	0	0	0	0	Optional	10xAny (BB3T)	None
K	1 or 2†	10	10 (1:1)	0	10	0	0	0	0	Optional	10xAny (BB3T)	None
L	2	12	10 (1:1)	0	10	0	0	2	0	No support	10xAny (BB3T)	2xSAS/SATA (B8MY)
M	2	12	12 (1:1)	0	10	0	0	0	2	No support	10xAny (BB3T)	2xNVMe (B5VQ)
N	2	10	10 (1:1)	0	0	10	0	0	0	Optional	10xNVMe (BCQQ)	None
O	2	12	10 (1:1)	0	0	10	0	2	0	No support	10xNVMe (BCQQ)	2xSAS/SATA (B8MY)
P	2	12	12 (1:1)	0	0	10	0	0	2	No support	10xNVMe (BCQQ)	2xNVMe (B5VQ)
R	2	16	16 (1:1)	0	0	0	16	0	0	No support	16xEDSFF (B981)	None

† The use of an Internal (CFF) controller or the use of more than 4x NVMe Some configurations require 2 processors. See Controller selections section for specifics.

## Controller selections

This section helps you determine with storage adapter are supported for your desired drive bay configuration.

**Tip for field support:** Hover over the Configuration letter to see the TRD storage configurations that it relates to.

In the tables, the controllers are grouped as follows:

- RAID 8i corresponds to any of the following:
  - ThinkSystem RAID 530-8i PCIe 12Gb Adapter
  - ThinkSystem RAID 540-8i PCIe Gen4 12Gb Adapter
  - ThinkSystem RAID 930-8i 2GB Flash PCIe 12Gb Adapter
  - ThinkSystem RAID 940-8i 4GB Flash PCIe Gen4 12Gb Adapter
  - ThinkSystem RAID 940-8i 8GB Flash PCIe Gen4 12Gb Adapter
- RAID 5350/9350 8i corresponds to either of the following:
  - ThinkSystem RAID 5350-8i PCIe 12Gb Adapter
  - ThinkSystem RAID 9350-8i 2GB Flash PCIe 12Gb Adapter
- RAID 16i corresponds to any of the following:
  - ThinkSystem RAID 530-16i PCIe 12Gb Adapter
  - ThinkSystem RAID 540-16i PCIe Gen4 12Gb Adapter
  - ThinkSystem RAID 930-16i 4GB Flash PCIe 12Gb Adapter
  - ThinkSystem RAID 940-16i 4GB Flash PCIe Gen4 12Gb Adapter
  - ThinkSystem RAID 940-16i 8GB Flash PCIe Gen4 12Gb Adapter
- RAID 16i Int corresponds to the following:
  - ThinkSystem RAID 940-16i 8GB Flash PCIe Gen4 12Gb Internal Adapter
- HBA 8i corresponds to the following:
  - ThinkSystem 430-8i SAS/SATA 12Gb HBA
  - ThinkSystem 440-8i SAS/SATA PCIe Gen4 12Gb HBA
- HBA 4350 8i corresponds to the following:
  - ThinkSystem 4350-8i SAS/SATA 12Gb HBA
- HBA 16i corresponds to the following:
  - ThinkSystem 430-16i SAS/SATA 12Gb HBA
  - ThinkSystem 440-16i SAS/SATA PCIe Gen4 12Gb HBA
- HBA 16i Int corresponds to the following:
  - ThinkSystem 440-16i SAS/SATA PCIe Gen4 12Gb Internal HBA
- OB SATA (onboard SATA) corresponds to the following in CTO orders:
  - On Board SATA Software RAID Mode, feature AVV0
- OB NVMe (onboard NVMe) corresponds to the following in CTO orders:
  - Non RAID NVMe, feature BC4V
  - Intel VROC (VMD NVMe RAID) Intel SSD Only, feature B9X7
  - Intel VROC (VMD NVMe RAID) Premium, feature B96G

### 3.5-inch chassis configurations

The following table lists the supported drive bay combinations for configurations with 3.5-inch front drive bays, plus the list of supported controller combinations supported by each of those drive bay combinations. Information about the controllers can be found in the [Controllers for internal storage](#) section.

Table 23. Drive bay combinations with 3.5-inch chassis (Blue cells = SAS/SATA, Red = NVMe) (S/S = SAS/SATA, Any = AnyBay)

Cfg	Front bays (3.5")		Rear bays (2.5")		Rear bays (7mm)	CPUs	Controller combinations (drive count) (F=Front, R=Rear)
	S/S 3.5"	Any 3.5"	S/S 2.5"	NVMe 2.5"			
A	4	0	0	0	Yes	1 or 2	OB SATA (4) (F)
					Yes	1 or 2	1x RAID/HBA 8i (4) (F)
					Yes	1 or 2	1x RAID 5350/9350/HBA 4350 8i (4) (F)
B	4	0	2	0	No	1 or 2	OB SATA (6) (F+R)
					No	1 or 2	1x RAID/HBA 8i (6) (F+R)
C	4	0	0	2	No	1 or 2	OB SATA (4) (F) + OB NVMe (2) (R)
					No	1 or 2	1x RAID/HBA 8i (4) (F) + OB NVMe (2) (R)
D	0	4	0	0	Yes	1 or 2	OB SATA (4) + OB NVMe (4) (F)
					Yes	1 or 2	1x RAID/HBA 8i (4) + OB NVMe (4) (F)
					Yes*	1 or 2	1x RAID 940-8i Trimode-U.3 (4) (F)
E	0	4	2	0	No	1 or 2	OB SATA (6) + 4x OB NVMe (4) (F+R)
					No	1 or 2	1x RAID/HBA 8i (6) + 4x OB NVMe (4) (F+R)
F	0	4	0	2	No	2	OB SATA (4) + OB NVMe (6) (F+R)
					No	2	1x RAID/HBA 8i (4) + OB NVMe (6) (F+R)

\* 7mm drive support is only via a field upgrade

## 2.5-inch chassis configurations

The following table lists the supported drive bay combinations for configurations with 2.5-inch front drive bays, plus the list of supported controller combinations supported by each of those drive bay combinations. Information about the controllers can be found in the [Controllers for internal storage](#) section.

Table 24. Drive bay combinations with 2.5-inch chassis (Blue = SAS/SATA, Red = NVMe, Purple = AnyBay) (S/S = SAS/SATA, Any = AnyBay)

Cfg	Front bays (2.5")				Rear bays (2.5")		Rear bays (7mm)	CPUs	Controller combinations (drive count) (F=Front, R=Rear)
	S/S 2.5"	Any 2.5"	NVMe 2.5"	EDSFF	S/S 2.5"	NVMe 2.5"			
A	4	0	0	0	0	0	Yes	1 or 2	OB SATA (4) (F)
							Yes	1 or 2	1x RAID/HBA 8i (4) (F)
B	8	0	0	0	0	0	Yes	1 or 2	OB SATA (8) (F)
							Yes	1 or 2	1x RAID/HBA 8i (8) (F)
							Yes	1 or 2	1x RAID/HBA 16i Int (8) (F)
							Yes	1 or 2	1x RAID 5350/9350/HBA 4350 8i (8) (F)
C	8	0	0	0	2	0	No	1 or 2	OB SATA (10) (F+R)
							No	1 or 2	1x RAID/HBA 8i (8) (F) + OB SATA (2) (R)
							No	1 or 2	1x RAID/HBA 16i Int (10) (F+R)
D	6	4	0	0	0	0	Yes	1 or 2	1x RAID/HBA 16i (10) + OB NVMe (4)
							Yes	2	1x RAID/HBA 16i Int (10) + OB NVMe (4)
E	6	4	0	0	0	2	No	2	1x RAID/HBA 16i (10) + OB NVMe (6)
							No	2	1x RAID/HBA 16i Int (10) + OB NVMe (6)
F	6	4	0	0	2	0	No	2	1x RAID/HBA 16i Int (12) + OB NVMe (4) (F+R)
G	6	0	4	0	2	0	No	1 or 2	OB SATA (8) + OB NVMe (4) (F+R)
H	6	2	2	0	0	0	Yes	1 or 2	OB SATA (8) + OB NVMe (4) (F)
							Yes	1 or 2	1x RAID/HBA 8i (8) + 4x OB NVMe (4) (F)
I	6	2	2	0	0	2	No	2	OB SATA (8) + OB NVMe (6) (F+R)
							No	2	1x RAID/HBA 8i (8) + 4x OB NVMe (6) (F+R)
J	0	8	0	0	0	0	Yes*	1 or 2	1x RAID 940-8i Trimode-U.3 (8) (F)
K	0	10	0	0	0	0	Yes	2	1x RAID 16i (10) + OB NVMe (10) (F)
							Yes	2	1x HBA 16i (10) + OB NVMe (10) (F)
							Yes*	1 or 2	1x RAID 940-16i Trimode-U.3 (10) (F)
L	0	10	0	0	2	0	No	2	1x RAID/HBA 16i (12) (F+R) + OB NVMe (10) (F)
M	0	10	0	0	0	2	No	2	1x RAID/HBA 16i (10) (F) + OB NVMe (12) (F+R)
N	0	0	10	0	0	0	Yes	2	OB NVMe (10) (F)
O	0	0	10	0	2	0	No	2	OB NVMe (10) (F) + OB SATA (2) (R)
P	0	0	10	0	0	2	No	2	OB NVMe (12) (F+R)
R	0	0	0	16	0	0	No	2	OB NVMe (12) + 1x Retimer (4) (F)

\* 7mm drive support is only via a field upgrade

## Field upgrades

The SR630 V2 is orderable without drive bays, allowing you to add a backplane, cabling and controllers as field upgrades. Rear backplane kits included cables, however for front drive bays, the backplane kits do not include cables and must be ordered separately. The following table summarizes the option part numbers you will need to order for each available drive configuration.



**Tip:** There is no upgrade path to add drive bays if the SR630 V2 already has a backplane, without removing the existing backplane. For example, you cannot upgrade an 8x 2.5-inch drive bay to 10 bays without first removing the existing backplane.

Table 25. Front drive bay field upgrades for servers without drive bays

Desired drive configuration (starting from zero bays)	Backplane and cable kits required
Front drive bays - 3.5-inch	
4x SAS/SATA 3.5-inch	1. <b>4XH7A09907</b> , ThinkSystem SR630 V2/SR645 4x3.5" SAS/SATA Backplane Option Kit 2. <b>4X97A59980</b> , ThinkSystem SR630 V2 4x3.5" SAS/SATA Backplane Cable Kit v2 or <b>4X97A59791</b> , ThinkSystem SR630 V2 4x3.5" SAS/SATA Backplane Cable Kit
4x AnyBay 3.5-inch	1. <b>4XH7A09908</b> , ThinkSystem SR630 V2/SR645 4x3.5" AnyBay Backplane Option Kit 2. <b>4X97A59981</b> , ThinkSystem SR630 V2 4x3.5" AnyBay Backplane Cable Kit v2 or <b>4X97A59792</b> , ThinkSystem SR630 V2 4x3.5" AnyBay Backplane Cable Kit
Front drive bays - 2.5-inch	
4x SAS/SATA 2.5-inch	1. No field upgrade to this configuration
16x EDSFF	1. No field upgrade to this configuration
8x SAS/SATA 2.5-inch	1. <b>4XH7A09909</b> , ThinkSystem SR630 V2/SR645 8x2.5" SAS/SATA Backplane Option Kit 2. <b>4X97A59982</b> , ThinkSystem SR630 V2 8x2.5" SAS/SATA Backplane Cable Kit v2 or <b>4X97A59793</b> , ThinkSystem SR630 V2 8x2.5" SAS/SATA Backplane Cable Kit
6x SAS/SATA + 4x AnyBay 2.5-inch	1. <b>4XH7A09913</b> , ThinkSystem SR630 V2/SR645 6xSATA/SAS, 4xAnyBay 2.5" Backplane Option Kit 2. <b>4X97A59985</b> , ThinkSystem SR630 V2 6xSAS/SATA, 4xAnybay 2.5" BP SAS/SATA Cable Kit v2 or <b>4X97A59796</b> , ThinkSystem SR630 V2 6xSAS/SATA, 4xAnybay 2.5" BP SAS/SATA Cable Kit 3. <b>4X97A59986</b> , ThinkSystem SR630 V2 6xSAS/SATA, 4xAnybay 2.5" BP NVMe Cable Kit v2 or <b>4X97A59797</b> , ThinkSystem SR630 V2 6xSAS/SATA, 4xAnybay 2.5" BP NVMe Cable Kit
6x SAS/SATA + 4x NVMe 2.5-inch	1. <b>4XH7A61062</b> , ThinkSystem SR630 V2/SR645 6xSATA/SAS, 4xNVMe 2.5" Backplane Option Kit 2. <b>4X97A59986</b> , ThinkSystem SR630 V2 6xSAS/SATA, 4xAnybay 2.5" BP NVMe Cable Kit v2 or <b>4X97A59797</b> , ThinkSystem SR630 V2 6xSAS/SATA, 4xAnybay 2.5" BP NVMe Cable Kit
6x SAS/SATA + 2x AnyBay + 2x NVMe 2.5-inch	1. <b>4XH7A61063</b> , ThinkSystem SR630 V2/SR645 2.5" 6xSAS/SATA, 2xAnyBay, 2xNVMe 2.5" Backplane Option Kit 2. <b>4X97A59985</b> , ThinkSystem SR630 V2 6xSAS/SATA, 4xAnybay 2.5" BP SAS/SATA Cable Kit v2 or <b>4X97A59796</b> , ThinkSystem SR630 V2 6xSAS/SATA, 4xAnybay 2.5" BP SAS/SATA Cable Kit 3. <b>4X97A59986</b> , ThinkSystem SR630 V2 6xSAS/SATA, 4xAnybay 2.5" BP NVMe Cable Kit v2 or <b>4X97A59797</b> , ThinkSystem SR630 V2 6xSAS/SATA, 4xAnybay 2.5" BP NVMe Cable Kit
10x AnyBay 2.5-inch	1. <b>4XH7A09910</b> , ThinkSystem SR630 V2/SR645 10x2.5" AnyBay Backplane Option Kit 2. <b>4X97A59983</b> , ThinkSystem SR630 V2 10x2.5" Anybay BP SAS/SATA Cable Kit v2 or <b>4X97A59794</b> , ThinkSystem SR630 V2 10x2.5" Anybay BP SAS/SATA Cable Kit 3. <b>4X97A59984</b> , ThinkSystem SR630 V2 10x2.5" Anybay BP NVMe Cable Kit v2 or <b>4X97A59795</b> , ThinkSystem SR630 V2 10x2.5" Anybay BP NVMe Cable Kit
10x NVMe 2.5-inch	1. <b>4XH7A61060</b> , ThinkSystem SR630 V2/SR645 10x2.5" NVMe Backplane Option Kit 2. <b>4X97A59984</b> , ThinkSystem SR630 V2 10x2.5" Anybay BP NVMe Cable Kit v2 or <b>4X97A59795</b> , ThinkSystem SR630 V2 10x2.5" Anybay BP NVMe Cable Kit
Rear drive bays - 2.5-inch	
2x SAS/SATA 2.5-inch	1. <b>4XH7A61125</b> , ThinkSystem SR630 V2 Rear 2x2.5" SAS/SATA Backplane Option Kit v2 or <b>4XH7A60975</b> , ThinkSystem SR630 V2 Rear 2x2.5" SAS/SATA Backplane Option Kit
2x NVMe 2.5-inch	1. <b>4XH7A80459</b> , ThinkSystem SR630 V2 Rear 2x2.5" NVMe Backplane Option Kit v2 or <b>4XH7A60974</b> , ThinkSystem SR630 V2 Rear 2x2.5" NVMe Backplane Option Kit
Rear drive bays - 7mm	

Desired drive configuration (starting from zero bays)	Backplane and cable kits required
2x SATA 7mm	1. <b>4XH7A80461</b> , ThinkSystem SR630 V2 Rear 2x7mm SATA RAID Enablement Kit v2 or <b>4XH7A60977</b> , ThinkSystem SR630 V2 Rear 2x7mm SATA RAID Enablement Kit
2x NVMe 7mm	1. <b>4XH7A80462</b> , ThinkSystem SR630 V2 Rear 2x7mm NVMe RAID Enablement Kit v2 or <b>4XH7A60976</b> , ThinkSystem SR630 V2 Rear 2x7mm NVMe RAID Enablement Kit

The following table lists the cables included in each front drive bay cable kit.

Table 26. Cable option kits for front drive bays

Part number	Description and contents <b>CFF (compact form factor) refers to the internal cabled RAID adapter or HBA</b> <b>SFF (small form factor) refers to standard PCIe RAID adapters or HBA</b> <b>G3 refers to PCIe 3.0; G4 refers to PCIe 4.0</b>
4X97A59980	ThinkSystem SR630 V2 4x3.5" SAS/SATA Backplane Cable Kit v2 <ul style="list-style-type: none"> <li>• SBB7A21244 - SAS/SATA Gen4 signal cable, 560mm</li> <li>• SBB7A21218 - MB to 4x3.5 BP G4 Cable</li> <li>• SBB7A21224 - 1U Front BP SATA/SAS cable</li> <li>• SBB7A44799 - 1U3.5 BP power cable</li> </ul>
4X97A59791	ThinkSystem SR630 V2 4x3.5" SAS/SATA Backplane Cable Kit <ul style="list-style-type: none"> <li>• SBB7A21244 - SAS/SATA Gen4 signal cable, 560mm</li> <li>• SBB7A21218 - MB to 4x3.5 BP G4 Cable</li> <li>• SBB7A21224 - 1U Front BP SATA/SAS cable</li> <li>• SBB7A21228 - BP power cable</li> </ul>
4X97A59981	ThinkSystem SR630 V2 4x3.5" AnyBay Backplane Cable Kit v2 <ul style="list-style-type: none"> <li>• SBB7A21244 - SAS/SATA Gen4 signal cable, 560mm</li> <li>• SBB7A21224 - 1U Front BP SATA/SAS cable</li> <li>• SBB7A21218 - MB to 4x3.5 BP G4 Cable</li> <li>• SBB7A20303 - MB to 4X3.5 AnyBay BP Cable</li> <li>• SBB7A44799 - 1U3.5 BP power cable</li> </ul>
4X97A59792	ThinkSystem SR630 V2 4x3.5" AnyBay Backplane Cable Kit <ul style="list-style-type: none"> <li>• SBB7A21244 - SAS/SATA Gen4 signal cable, 560mm</li> <li>• SBB7A21224 - 1U Front BP SATA/SAS cable</li> <li>• SBB7A21218 - MB to 4x3.5 BP G4 Cable</li> <li>• SBB7A20303 - MB to 4X3.5 AnyBay BP Cable</li> <li>• SBB7A21228 - BP power cable</li> </ul>
4X97A59982	ThinkSystem SR630 V2 8x2.5" SAS/SATA Backplane Cable Kit v2 <ul style="list-style-type: none"> <li>• SBB7A24057 - SFF 2.5BP SAS Gen3 cable</li> <li>• SBB7A21250 - SAS signal cable, 860/690mm</li> <li>• SBB7A21240 - CFF G4 cable combo 110mm/200mm</li> <li>• SBB7A20305 - cable for MB to CFF RAID</li> <li>• SBB7A21255 - 10x2.5 AnyBay BP G4 short</li> <li>• SBB7A44796 - 1U MB to CFF RAID</li> <li>• SBB7A44797 - 1U 8x2.5/6+4 x2.5 BP Power</li> </ul>
4X97A59793	ThinkSystem SR630 V2 8x2.5" SAS/SATA Backplane Cable Kit <ul style="list-style-type: none"> <li>• SBB7A24057 - SFF 2.5BP SAS Gen3 cable</li> <li>• SBB7A21250 - SAS signal cable, 860/690mm</li> <li>• SBB7A21240 - CFF G4 cable combo 110mm/200mm</li> <li>• SBB7A20305 - cable for MB to CFF RAID</li> <li>• SBB7A21230 - 1U MB to CFF RAID</li> <li>• SBB7A21255 - 10x2.5 AnyBay BP G4 short</li> <li>• SBB7A21227 - 1U 8x2.5/6+4 x2.5 BP Power cable</li> </ul>

<b>Part number</b>	<b>Description and contents</b> <b>CFF (compact form factor) refers to the internal cabled RAID adapter or HBA</b> <b>SFF (small form factor) refers to standard PCIe RAID adapters or HBA</b> <b>G3 refers to PCIe 3.0; G4 refers to PCIe 4.0</b>
4X97A59983	ThinkSystem SR630 V2 10x2.5" Anybay BP SAS/SATA Cable Kit v2 <ul style="list-style-type: none"> <li>• SBB7A24057 - SFF 2.5BP SAS Gen3 cable</li> <li>• SBB7A21255 - 10x2.5 AnyBay BP G4 short</li> <li>• SBB7A21251 - SAS/SATA Gen4 signal cable, 570mm</li> <li>• SBB7A21250 - SFF G4 SAS signal cable, 860/690mm</li> <li>• SBB7A21244 - SAS/SATA Gen4 signal cable, 560mm</li> <li>• SBB7A44800 - 1U10x2.5 BP power cable</li> </ul>
4X97A59794	ThinkSystem SR630 V2 10x2.5" Anybay BP SAS/SATA Cable Kit <ul style="list-style-type: none"> <li>• SBB7A24057 - SFF 2.5BP SAS Gen3 cable</li> <li>• SBB7A21255 - 10x2.5 AnyBay BP G4 short</li> <li>• SBB7A21251 - SAS/SATA Gen4 signal cable, 570mm</li> <li>• SBB7A21250 - SFF G4 SAS signal cable, 860/690mm</li> <li>• SBB7A21229 - 1U 10x2.5 BP power cable</li> <li>• SBB7A21244 - SAS/SATA Gen4 signal cable, 560mm</li> </ul>
4X97A59984	ThinkSystem SR630 V2 10x2.5" Anybay BP NVMe Cable Kit v2 <ul style="list-style-type: none"> <li>• SBB7A44800 - 1U10x2.5 BP power cable</li> <li>• SBB7A20307 - cable for 10X2.5" AnyBay BP</li> </ul>
4X97A59795	ThinkSystem SR630 V2 10x2.5" Anybay BP NVMe Cable Kit <ul style="list-style-type: none"> <li>• SBB7A21229 - 1U 10x2.5 BP power cable</li> <li>• SBB7A20307 - cable for 10X2.5" AnyBay BP</li> </ul>
4X97A59985	ThinkSystem SR630 V2 6xSAS/SATA, 4xAnybay 2.5" BP SAS/SATA Cable Kit v2 <ul style="list-style-type: none"> <li>• SBB7A24057 - SFF 2.5BP SAS Gen3 cable</li> <li>• SBB7A21255 - 10x2.5 AnyBay BP G4 short</li> <li>• SBB7A21251 - SAS/SATA Gen4 signal cable, 570mm</li> <li>• SBB7A21250 - SFF G4 SAS signal cable, 860/690mm</li> <li>• SBB7A21242 - CFF G4 SAS/SATA Gen4 signal cable, 260mm</li> <li>• SBB7A21240 - CFF G4 cable combo 110mm/200mm</li> <li>• SBB7A44796 - 1U MB to CFF RAID</li> <li>• SBB7A21224 - 1U Front BP SATA/SAS cable</li> <li>• SBB7A20306 - cable for MB to CFF RAID</li> <li>• SBB7A20305 - cable for MB to CFF RAID</li> <li>• SBB7A44797 - 1U 8x2.5/6+4 x2.5 BP Power</li> </ul>
4X97A59796	ThinkSystem SR630 V2 6xSAS/SATA, 4xAnybay 2.5" BP SAS/SATA Cable Kit <ul style="list-style-type: none"> <li>• SBB7A24057 - SFF 2.5BP SAS Gen3 cable</li> <li>• SBB7A21255 - 10x2.5 AnyBay BP G4 short</li> <li>• SBB7A21251 - SAS/SATA Gen4 signal cable, 570mm</li> <li>• SBB7A21250 - SFF G4 SAS signal cable, 860/690mm</li> <li>• SBB7A21242 - CFF G4 SAS/SATA Gen4 signal cable, 260mm</li> <li>• SBB7A21240 - CFF G4 cable combo 110mm/200mm</li> <li>• SBB7A21230 - 1U MB to CFF RAID</li> <li>• SBB7A21224 - 1U Front BP SATA/SAS cable</li> <li>• SBB7A20306 - cable for MB to CFF RAID</li> <li>• SBB7A20305 - cable for MB to CFF RAID</li> <li>• SBB7A21227 - 1U 8x2.5/6+4 x2.5 BP Power cable</li> </ul>
4X97A59986	ThinkSystem SR630 V2 6xSAS/SATA, 4xAnybay 2.5" BP NVMe Cable Kit v2 <ul style="list-style-type: none"> <li>• SBB7A44796 - 1U MB to CFF RAID</li> <li>• SBB7A44797 - 1U 8x2.5/6+4 x2.5 BP Power</li> <li>• SBB7A20306 - cable for MB to CFF RAID</li> <li>• SBB7A20305 - cable for MB to CFF RAID</li> <li>• SBB7A20304 - 6X2.5" SAS/SATA + 4X2.5 BP cable</li> </ul>

Part number	Description and contents
	<b>CFF (compact form factor) refers to the internal cabled RAID adapter or HBA</b> <b>SFF (small form factor) refers to standard PCIe RAID adapters or HBA</b> <b>G3 refers to PCIe 3.0; G4 refers to PCIe 4.0</b>
4X97A59797	ThinkSystem SR630 V2 6xSAS/SATA, 4xAnybay 2.5" BP NVMe Cable Kit <ul style="list-style-type: none"> <li>• SBB7A21230 - 1U MB to CFF RAID</li> <li>• SBB7A21227 - 1U 8x2.5/6+4 x2.5 BP Power cable</li> <li>• SBB7A20306 - cable for MB to CFF RAID</li> <li>• SBB7A20305 - cable for MB to CFF RAID</li> <li>• SBB7A20304 - 6X2.5" SAS/SATA + 4X2.5 BP cable</li> </ul>
4X97A59988	ThinkSystem SR630 V2 PCIe Gen4 NVMe Retimer Adapter Cable Kit <ul style="list-style-type: none"> <li>• SBB7A49788 - 780mm NVMe cable</li> <li>• SBB7A49802 - 920mm NVMe cable</li> <li>• SBB7A49801 - 650mm SAS cable</li> <li>• SBB7A49837 - 850mm SAS cable</li> </ul>

When adding front drive bays, you will also need to add the appropriate storage controller(s). If you are selecting an RAID controller with a flash unit, you will also need to order a supercap holder kit. Consult the tables in the [Controller selections](#) section to determine what controller sections are supported and what additional controllers you will need. Controllers are described in the [Controllers for internal storage](#) section.

### RAID flash power module (supercap) support

If you plan to add one of the RAID adapters that includes a RAID flash power module (supercap) as a field upgrade, then you will also need to order a Supercap installation kit for the power module. For CTO orders, the components in the installation kit are automatically derived when you select the RAID adapter. The adapters that this applies to are as follows:

- ThinkSystem RAID 9350-8i 2GB Flash PCIe 12Gb Adapter
- ThinkSystem RAID 930-8i 2GB Flash PCIe 12Gb Adapter
- ThinkSystem RAID 930-16i 4GB Flash PCIe 12Gb Adapter
- ThinkSystem RAID 940-8i 4GB Flash PCIe Gen4 12Gb Adapter
- ThinkSystem RAID 940-8i 8GB Flash PCIe Gen4 12Gb Adapter
- ThinkSystem RAID 940-16i 8GB Flash PCIe Gen4 12Gb Adapter
- ThinkSystem RAID 940-16i 8GB Flash PCIe Gen4 12Gb Internal Adapter

There are up to three possible locations for supercaps, depending on the front drive bays (2.5-inch or 3.5-inch) and the size of the processor heatsinks. Details are summarized in the following table. Location references are shown in the figure below.

Table 27. Supercap support

Front drive configuration	Processor heatsinks	Number of adapters & supercaps	Location of supercaps
2.5-inch	Standard	3	1. Front of server behind operator panel ❶ 2. Mounted on air baffle ❷ 3. Mounted on air baffle ❷
	High Performance	1	1. Front of server behind operator panel ❶
3.5-inch	Standard	2	1. Mounted on air baffle ❷ 2. Mounted on air baffle ❷
	High Performance	1	1. Installed in slot 3 attached to Riser 2 ❸

The locations where supercaps are installed is shown in the following figure.

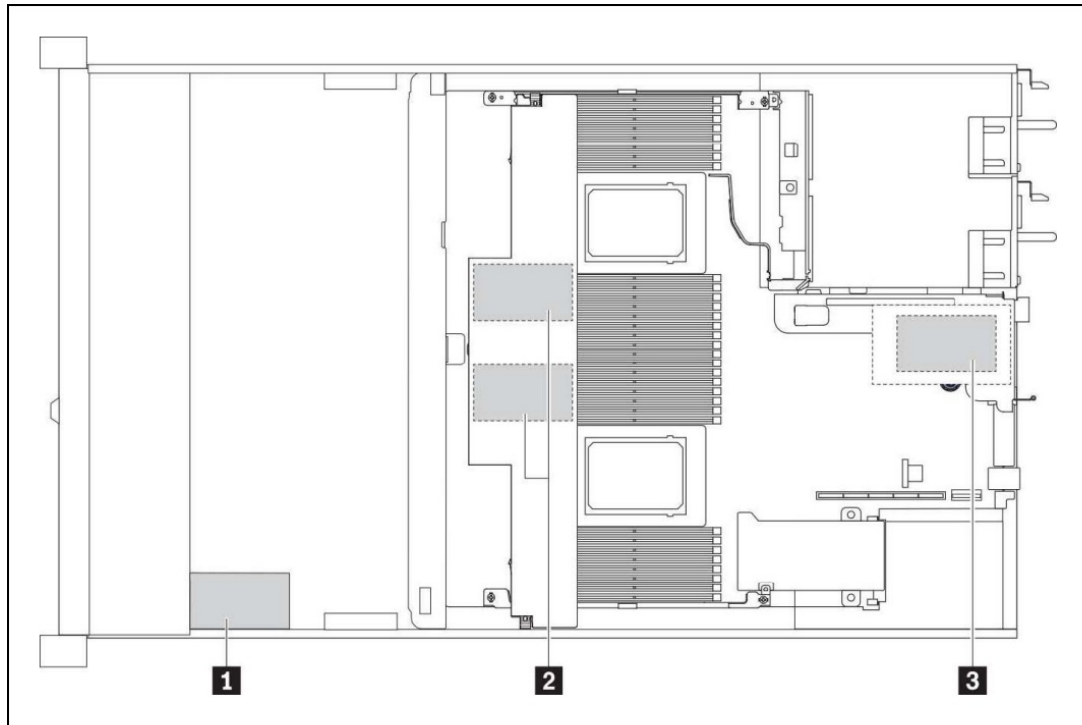


Figure 10. Location of the supercaps in the SR630 V2

When adding a RAID adapter and supercap as a field upgrade, order the supercap installation kit list listed in the following table.

Table 28. RAID Flash Power Module installation kits

Part number	Feature code	Description	Maximum supported
4M17A61304	AURN	ThinkSystem SR630/SR630 V2 Supercap Holder Kit (For use in position 1 at the front of the server)	1
4M17A61305	BCAC	ThinkSystem SR630 V2 Supercap Holder Kit for PCIe Slot (Low profile adapter form factor for use in slot 3, position 3)	1

## M.2 drives

The SR630 V2 supports one or two M.2 form-factor SATA or NVMe drives for use as an operating system boot solution or as additional storage.

The M.2 drives install into an M.2 module which is mounted horizontally in the server in front of the fans as shown in the [Internal view](#) of the server. In configurations with 2.5-inch front drive bays, the M.2 module is position between the drive bays and the fans. In configurations with 3.5-inch front drive bays, the M.2 module is mounted on top of the front drive bays.

M.2 is not supported with a configuration of 16x EDSFF NVMe drives.

There are three M.2 modules supported, as listed in the following table.

**M. 2 and 7mm are mutually exclusive:** The SR630 V2 supports 7mm drives or M.2 but not not at the same time, since they use the same connector on the system board.

Table 29. M.2 modules

Part number	Feature code	Description	SATA drives	NVMe drives	RAID	Maximum supported
4Y37A09739	B5XH	ThinkSystem M.2 SATA 2-Bay RAID Enablement Kit	Yes	No	Yes	1
4Y37A09750	B8P9	ThinkSystem M.2 NVMe 2-Bay RAID Enablement Kit	No	Yes	Yes	1
4Y37A09738	B5XJ	ThinkSystem M.2 SATA/NVMe 2-Bay Enablement Kit	Yes	Yes	No	1

Supported drives are listed in the [Internal drive options](#) section.

The M.2 SATA 2-Bay RAID Enablement Kit has the following features:

- Supports one or two SATA M.2 drives
- Support 42mm, 60mm, 80mm and 110mm drive form factors (2242, 2260, 2280 and 22110)
- RAID support via an onboard Marvell 88SE9230 SATA RAID Controller
- Support JBOD, RAID-0 and RAID-1 (RAID support requires two M.2 drives)
- PCIe 2.0 x2 host interface; 6Gbps SATA connection to the drives
- Management and configuration support via UEFI and OS-based tools
- Supports monitoring and reporting of events and temperature through I2C
- Firmware update via Lenovo firmware update tools

The M.2 NVMe 2-Bay RAID Enablement Kit has the following features:

- Supports one or two NVMe M.2 drives
- Support 42mm, 60mm, 80mm and 110mm drive form factors (2242, 2260, 2280 and 22110)
- RAID support via an onboard Marvell 88NR2241 NVMe RAID Controller
- With 1 drive, supports single-drive RAID-0
- With 2 drives, supports 2-drive RAID-0, 2-drive RAID-1, or two single-drive RAID-0 arrays
- PCIe 3.0 x2 host interface; PCIe 3.0 x1 connection to each drive
- Management and configuration support via UEFI and OS-based tools
- Supports monitoring and reporting of events and temperature through I2C
- Firmware update via Lenovo firmware update tools

The M.2 SATA/NVMe 2-Bay Enablement Kit has the following features:

- Supports one or two M.2 drives, either SATA or NVMe
- When two drives installed, they must be either both SATA or both NVMe
- Support 42mm, 60mm, 80mm and 110mm drive form factors (2242, 2260, 2280 and 22110)
- JBOD native support; no built-in RAID support (RAID can be enabled via Intel VROC)
- Either 6Gbps SATA or PCIe 3.0 x1 interface to the drives depending on the drives installed
- Supports monitoring and reporting of events and temperature through I2C
- Firmware update via Lenovo firmware update tools

For field upgrades, the SR630 V2 also requires an additional M.2 cable kit. Ordering information is listed in the following table.

Table 30. M.2 Cable for field upgrades

Part number	Description
4X97A59826	M.2 Module Cable <ul style="list-style-type: none"> <li>• 750mm signal cable</li> </ul>

For further details about M.2 components, see the ThinkSystem M.2 Drives and M.2 Adapters product guide: <https://lenovopress.com/lp0769-thinksystem-m2-drives-adapters>

## 7mm drives

The SR630 V2 supports two 7mm drives, either both SATA or both NVMe, at the rear of the server. These drives go in place of PCIe slot 3 as shown in the following figure.




Figure 11. 7mm drive bays

The following table lists the ordering information for the 7mm drive bays.

**M. 2 and 7mm are mutually exclusive:** The SR630 V2 supports 7mm drives or M.2 but not not at the same time, since they use the same connector on the system board.

Table 31. 7mm rear drive bays

Part number	Feature code	Description	Maximum supported
4XH7A80461	BA1R	ThinkSystem SR630 V2 Rear 2x7mm SATA RAID Enablement Kit v2	1
4XH7A60977	BA1R	ThinkSystem SR630 V2 Rear 2x7mm SATA RAID Enablement Kit	1
4XH7A80462	B8Q2	ThinkSystem SR630 V2 Rear 2x7mm NVMe RAID Enablement Kit v2	1
4XH7A60976	B8Q2	ThinkSystem SR630 V2 Rear 2x7mm NVMe RAID Enablement Kit	1

Each drive bay kit supports 1 or 2 drives and includes an integrated controller providing RAID functions.

The SATA RAID Enablement Kit has the following features:

- Supports 1 or 2 SATA hot-swap drives; drives are 7mm high and 2.5-inches wide
- Integrated controller based on the Marvell 88SE9230 SATA RAID Controller
- PCIe 2.0 x2 host interface to the server system board
- Provides 6 Gbps SATA connectivity to the drives
- Supports JBOD, RAID-0 and RAID-1
- Management and configuration support via UEFI and OS-based tools
- Supports monitoring and reporting of events and temperature through I2C
- Firmware update via Lenovo firmware update tools

The NVMe RAID Enablement Kit has the following features:

- Supports 1 or 2 NVMe hot-swap drives; drives are 7mm high and 2.5-inches wide
- Integrated controller based on the Marvell 88NR2241 NVMe RAID Controller
- PCIe 3.0 x2 host interface to the server system board
- Provides PCIe 3.0 x1 connectivity to each drive
- With 1 drive, supports single-drive RAID-0
- With 2 drives, supports 2-drive RAID-0, 2-drive RAID-1, or two single-drive RAID-0 arrays
- Management and configuration support via UEFI and OS-based tools
- Supports monitoring and reporting of events and temperature through I2C
- Firmware update via Lenovo firmware update tools

The following figure shows the ThinkSystem 1U 7mm Drive Kit w/ NVMe RAID.




Figure 12. ThinkSystem 1U 7mm Drive Kit w/ NVMe RAID

## EDSFF drives

The SR630 V2 supports EDSFF (Enterprise & Datacenter SSD Form Factor) drives with the E1.S (short) form factor. Up to 16 hot-swap EDSFF drives can be installed in the server.

**CTO only:** EDSFF drive bays are only available in the SR630 V2 in factory (CTO) orders. EDSFF drive bays are not available as field upgrades.

EDSFF drives are a new type of NVMe solid-state drive and have the following characteristics:

- NVMe SSD with PCIe 4.0 x4 host interface
- Hot-swap drive tray
- Install vertically in the server
- E1.S form factor defined by SNIA specification SFF-TA-1006
- 112 mm (4.4 inches) long x 32 mm (1.2 inches) tall

A single EDSFF with a ThinkSystem hot-swap tray is shown in the following figure.





Figure 13. EDSFF E1.S form factor drive with hot-swap tray

The SR630 V2 supports 16x EDSFF drives, installed in four bays each with four EDSFF drives as shown in the following figure. EDSFF drives are supported with or without the integrated diagnostics panel.




Figure 14. SR630 V2 EDSFF drive bays

## SED encryption key management with ISKLM

The server supports self-encrypting drives (SEDs) as listed in the [Internal drive options](#) section. To effectively manage a large deployment of these drives in Lenovo servers, IBM Security Key Lifecycle Manager (SKLM) offers a centralized key management solution. A Lenovo Feature on Demand (FoD) upgrade is used to enable this SKLM support in the management processor of the server.

The following table lists the part numbers and feature codes for the upgrades.

Table 32. FoD upgrades for SKLM support

Part number	Feature code	Description
Security Key Lifecycle Manager - FoD (United States, Canada, Asia Pacific, and Japan)		
00D9998	A5U1	SKLM for System x/ThinkSystem w/SEDs - FoD per Install with 1 year S&S
00D9999	AS6C	SKLM for System x/ThinkSystem w/SEDs - FoD per Install with 3 year S&S
Security Key Lifecycle Manager - FoD (Latin America, Europe, Middle East, and Africa)		
00FP648	A5U1	SKLM for System x/ThinkSystem w/SEDs - FoD per Install with 1 year S&S
00FP649	AS6C	SKLM for System x/ThinkSystem w/SEDs - FoD per Install with 3 year S&S

The IBM Security Key Lifecycle Manager software is available from Lenovo using the ordering information listed in the following table.

Table 33. IBM Security Key Lifecycle Manager licenses

Part number	Description
7S0A007FWW	IBM Security Key Lifecycle Manager Basic Edition Install License + SW Subscription & Support 12 Months
7S0A007HWW	IBM Security Key Lifecycle Manager For Raw Decimal Terabyte Storage Resource Value Unit License + SW Subscription & Support 12 Months
7S0A007KWW	IBM Security Key Lifecycle Manager For Raw Decimal Petabyte Storage Resource Value Unit License + SW Subscription & Support 12 Months
7S0A007MWW	IBM Security Key Lifecycle Manager For Usable Decimal Terabyte Storage Resource Value Unit License + SW Subscription & Support 12 Months
7S0A007PWW	IBM Security Key Lifecycle Manager For Usable Decimal Petabyte Storage Resource Value Unit License + SW Subscription & Support 12 Months

## Controllers for internal storage

The SR630 V2 offers a variety of controller options for internal drives:

- For 2.5-inch, 3.5-inch drives and EDSFF drives:
  - Onboard SATA ports with software RAID support (Intel VROC SATA RAID, formerly known as Intel RSTe)
  - Onboard NVMe ports with software RAID support (Intel VROC NVMe RAID)
  - RAID adapters and HBAs for SAS/SATA drives (RAID 940-16i also supports NVMe)
  - NVMe Switch adapter for NVMe drives
- For 7mm drive bays in the rear of the server (see the [7mm drives](#) section)
  - SATA controller integrated into the 7mm drive bay enclosure
  - NVMe controller integrated into the 7mm drive bay enclosure
- For M.2 drives internal to the server (see [M.2 drives](#) section)
  - SATA controller integrated on the M.2 SATA 2-Bay RAID Enablement Kit
  - NVMe controller integrated on the M.2 NVMe 2-Bay RAID Enablement Kit

As well as supporting RAID adapters and HBAs that install in a PCIe slot, the SR630 V2 with 2.5-inch front drive bays supports a custom adapter that is mounted in the server and cabled to one of the onboard NVMe ports. The HBA 440-16i Internal Adapter and RAID 940-16i Internal Adapter are installed in a mount between the front 2.5-inch drive bays and the system fans. The custom Internal Adapters are not supported with 3.5-inch front drives due to a lack of physical space.

The following table lists the adapters used for the internal storage of the server.

Table 34. Storage controller support for internal drives

Part number	Feature code	Description	Power module (supercap)	Maximum supported	Slots supported
Onboard SATA - 8 drives - Intel VROC SATA RAID (Intel RSTe)					
None	AVV0	On Board SATA Software RAID Mode	No	1	Not applicable
Onboard NVMe - 16 drives - Intel VROC NVMe RAID - see <a href="#">Intel VROC</a> section					
None	B9X7	Intel VROC (VMD NVMe RAID) Intel SSD Only (Standard)	No	1	Not applicable
4L47A39164	B96G	Intel VROC (VMD NVMe RAID) Premium (license upgrade - to enable RAID support for non-Intel NVMe SSDs)	No	1	Not applicable

Part number	Feature code	Description	Power module (supercap)	Maximum supported	Slots supported
SAS/SATA RAID adapters - PCIe 3.0 adapters					
4Y37A72482	BJHK	ThinkSystem RAID 5350-8i PCIe 12Gb Adapter	No	1	1
7Y37A01082	AUNG	ThinkSystem RAID 530-8i PCIe 12Gb Adapter	No	1	1
4Y37A09727	BFY5	ThinkSystem RAID 530-16i PCIe 12Gb Adapter	No	1	1
4Y37A78834	BMFT	ThinkSystem RAID 540-8i PCIe Gen4 12Gb Adapter	No	1	1
4Y37A78835	BNAX	ThinkSystem RAID 540-16i PCIe Gen4 12Gb Adapter	No	1	1
4Y37A72483	BJHL	ThinkSystem RAID 9350-8i 2GB Flash PCIe 12Gb Adapter	Included	1	1
7Y37A01084	AUNJ	ThinkSystem RAID 930-8i 2GB Flash PCIe 12Gb Adapter	Included	1	1
7Y37A01085	AUNK	ThinkSystem RAID 930-16i 4GB Flash PCIe 12Gb Adapter	Included	1	1
SAS/SATA RAID adapters - PCIe 4.0 adapters					
4Y37A09728†	B8NY	ThinkSystem RAID 940-8i 4GB Flash PCIe Gen4 12Gb Adapter	Included	1	1
4Y37A09729†	B8NW	ThinkSystem RAID 940-8i 8GB Flash PCIe Gen4 12Gb Adapter	Included	1	1
4Y37A09730†	B8NZ	ThinkSystem RAID 940-16i 8GB Flash PCIe Gen4 12Gb Adapter	Included	1	1
4Y37A78600†	BM35	ThinkSystem RAID 940-16i 4GB Flash PCIe Gen4 12Gb Adapter	Included	1	1
4Y37A09735	B8P0	ThinkSystem RAID 940-16i 8GB Flash PCIe Gen4 12Gb Internal Adapter	Included	1*	None (cabled)
SAS/SATA HBA - PCIe 3.0					
4Y37A72480	BJHH	ThinkSystem 4350-8i SAS/SATA 12Gb HBA	No	1§	1
7Y37A01088	AUNL	ThinkSystem 430-8i SAS/SATA 12Gb HBA	No	1	1
7Y37A01089	AUNM	ThinkSystem 430-16i SAS/SATA 12Gb HBA	No	1	1
SAS/SATA HBA - PCIe 4.0					
4Y37A78601	BM51	ThinkSystem 440-8i SAS/SATA PCIe Gen4 12Gb HBA	No	1	1
4Y37A78602	BM50	ThinkSystem 440-16i SAS/SATA PCIe Gen4 12Gb HBA	No	1	1
4Y37A09725	B8P1	ThinkSystem 440-16i SAS/SATA PCIe Gen4 12Gb Internal HBA	No	1*	None (cabled)
NVMe adapters					
4C57A65446	B98C	ThinkSystem 4-Port PCIe Gen4 NVMe Retimer Adapter	No	1	1
4Y37A09728†	BGM1	ThinkSystem RAID 940-8i 4GB Flash PCIe Gen4 12Gb Adapter for U.3 (Tri-Mode support)	Included	1	1
4Y37A09729†	BGM0	ThinkSystem RAID 940-8i 8GB Flash PCIe Gen4 12Gb Adapter for U.3 (Tri-Mode support)	Included	1	1

Part number	Feature code	Description	Power module (supercap)	Maximum supported	Slots supported
4Y37A78600†	BM36	ThinkSystem RAID 940-16i 4GB Flash PCIe Gen4 12Gb Adapter for U.3 (Tri-Mode support)	Included	1	1
4Y37A09730†	BDY4	ThinkSystem RAID 940-16i 8GB Flash PCIe Gen4 12Gb Adapter for U.3 (Tri-Mode support)	Included	1	1

\* Only supported with 2.5-inch front drive bays. Not supported in configurations with 3.5-inch front drive bays.

† Adapter also supported PCIe 4.0 x1 connectivity to NVMe drives with U.3 interface

§ The 4350-8i SAS/SATA 12Gb HBA is currently not supported with the Intel E810-DA2 10/25GbE SFP28 2-Port PCIe Ethernet Adapter, 4XC7A08295

Configuration notes:

- **Supercap support limits the number of RAID adapters installable** : The table lists whether the adapter includes a power module (supercap) to power the flash memory. The server supports between 1 and 3 supercaps depending on the server configuration as described in the [RAID flash power module \(supercap\) support](#) section. The number of supercaps supported also determines the maximum number of RAID adapters with flash that can be installed in the server.
- **Field upgrades**: If you are adding a RAID adapter with supercap to the server as a field upgrade, you may need a supercap holder as described in the [RAID flash power module \(supercap\) support](#) section.
- **7mm drive support**: The storage adapters listed in the table below do *not* provide connectivity to the 7mm drive bays that are optionally available at the rear of the server. The 7mm drives have their own independent RAID controller. See the [7mm drives](#) section for details.

The RAID 940-8i and RAID 940-16i adapters also support NVMe through a feature named Tri-Mode support (or Trimode support). This feature enables the use of NVMe U.3 drives at the same time as SAS and SATA drives. Cabling of the controller to the backplanes is the same as with SAS/SATA drives, and the NVMe drives are connected via a PCIe x1 link to the controller.

NVMe drives connected using Tri-Mode support provide better performance than SAS or SATA drives: A SATA SSD has a data rate of 6Gbps, a SAS SSD has a data rate of 12Gbps, whereas an NVMe U.3 Gen 4 SSD with a PCIe x1 link will have a data rate of 16Gbps. NVMe drives typically also have lower latency and higher IOPS compared to SAS and SATA drives. Tri-Mode is supported with U.3 NVMe drives in either 2.5-inch and 3.5-inch form factor and requires an AnyBay backplane.

**Tri-Mode requires U.3 drives**: Only NVMe drives with a U.3 interface are supported. U.2 drives are not supported. See the [Internal drive options](#) section for the U.3 drives supported by the server.

The onboard SATA controller has the following features:

- Controller integrated into the Intel PCH
- 6 Gbps SATA host interface
- Supports up to 12 SATA drives
- Supports RAID-0, 1, 5, 10 up to 8 drives (Intel VROC SATA RAID, previously known as RSTe)
- Supports JBOD
- Supports HDDs and SSDs; can be mixed

**SATA RAID support limited to 8 drives**: The SR630 V2 supports 12 SATA drives connected to the onboard SATA controller, however only the first 8 drives can be configured in RAID arrays. The remaining 4 drives can only be configured as JBOD.

The onboard NVMe support has the following features:

- Controller integrated into the Intel processor
- Supports up to 12 NVMe drives direct connected to onboard ports; additional drives through retimer/switch adapters
- Each drive has PCIe 4.0 x4 host interface
- Supports JBOD - Intel and non-Intel NVMe SSDs - no license required
- Supports RAID-0, 1, 5, 10 (Intel VROC NVMe RAID) - Intel NVMe SSDs only unless VROC Premium license is installed
- VROC Premium also extends to any drives connected via an NVMe Adapter (switch or retimer)

## Intel VROC onboard SATA and NVMe RAID

Intel VROC (Virtual RAID on CPU) is a feature of the Intel processor that enables RAID support. There are two separate functions of VROC:

- Intel VROC SATA RAID, formerly known as Intel RSTe
- Intel VROC NVMe RAID

VROC SATA RAID (RSTe) is available and supported with all SATA drives, both SATA SSDs and SATA HDDs. It offers a 6 Gb/s connection to each drive and on the SR630 V2 implements RAID levels 0, 1, 5, and 10. Hot-spare functionality is also supported.

VROC NVMe RAID offers RAID support for any NVMe drives directly connected to the ports on the server's system board or via adapters such as NVMe retimers or NVMe switch adapters. On the SR630 V2, it implements RAID levels 0, 1, 5, and 10. Hot-spare functionality is also supported.

**Performance tip:** For best performance with VROC NVMe RAID, the drives in an array should all be connected to the same processor. Spanning processors is possible however performance will be unpredictable and should be evaluated based on your workload.

By default, VROC NVMe RAID support is limited to use with only Intel-branded NVMe drives (feature B9X7). If you wish to enable RAID support for non-Intel NVMe SSDs, select the VROC Premium license using the ordering information in the following table. VROC Premium is fulfilled as a Feature on Demand (FoD) license and is activated via the XCC management processor user interface.

Table 35. VROC upgrade

Part number	Feature code	Description
4L47A39164	B96G	Intel VROC (VMD NVMe RAID) Premium

VROC Premium is only needed for non-Intel NVMe drives in a RAID configuration. You do not need the VROC Premium license upgrade under any of the following conditions:

- If you have SATA drives connected to the onboard SATA ports, you do not need VROC Premium
- If you have Intel NVMe drives connected to the onboard NVMe ports, you do not need VROC Premium
- If you have non-Intel NVMe drives connected to the onboard NVMe ports, but you don't want RAID support, you do not need VROC Premium

**Virtualization support:** Virtualization support for Intel VROC is as follows:

- **VROC SATA RAID (RSTe):** VROC SATA RAID is not supported by virtualization hypervisors such as ESXi, KVM, Xen, and Hyper-V. Virtualization is only supported on the onboard SATA ports in AHCI (non-RAID) mode.
- **VROC (VMD) NVMe RAID :** VROC (VMD) NVMe RAID is supported by ESXi, KVM, Xen, and Hyper-V. ESXi support is limited to RAID 1 only; other RAID levels are not supported. Windows and Linux OSes support VROC RAID NVMe, both for host boot functions and for guest OS function, and RAID-0, 1, 5, and 10 are supported.

For specifications about the RAID adapters and HBAs supported by the SR630 V2, see the ThinkSystem RAID Adapter and HBA Comparison, available from:

<https://lenovopress.com/lp1288-lenovo-thinksystem-raid-adapter-and-hba-reference#sr630-v2-support=SR630%2520V2>

For details about these adapters, see the relevant product guide:

- SAS HBAs: <https://lenovopress.com/servers/options/hba>
- RAID adapters: <https://lenovopress.com/servers/options/raid>

## Internal drive options

The following tables list the drive options for internal storage of the server.

2.5-inch hot-swap drives:

- [2.5-inch hot-swap 12 Gb SAS HDDs](#)
- [2.5-inch hot-swap 6 Gb SATA HDDs](#)
- [2.5-inch hot-swap 12 Gb SAS SSDs](#)
- [2.5-inch hot-swap 6 Gb SATA SSDs](#)
- [2.5-inch hot-swap PCIe 4.0 NVMe SSDs](#)
- [2.5-inch hot-swap PCIe 3.0 NVMe SSDs](#)

2.5-inch 7mm hot-swap drives:

- [7mm 2.5-inch hot-swap 6 Gb SATA SSDs](#)
- [7mm 2.5-inch hot-swap PCIe 3.0 NVMe SSDs](#)

EDSFF hot-swap drives:

- [EDSFF hot-swap PCIe 3.0 NVMe SSDs](#)

3.5-inch hot-swap drives:

- [3.5-inch hot-swap 12 Gb SAS HDDs](#)
- [3.5-inch hot-swap 6 Gb SATA HDDs](#)
- [3.5-inch hot-swap 12 Gb SAS SSDs](#)
- [3.5-inch hot-swap 6 Gb SATA SSDs](#)
- [3.5-inch hot-swap PCIe 4.0 NVMe SSDs](#)
- [3.5-inch hot-swap PCIe 3.0 NVMe SSDs](#)

M.2 drives:

- [M.2 SATA drives](#)
- [M.2 NVMe drives](#)

**M.2 drive support:** The use of M.2 drives requires an additional adapter as described in the [M.2 drives](#) subsection.

Table 36. 2.5-inch hot-swap 12 Gb SAS HDDs

Part number	Feature	Description	Maximum supported
2.5-inch hot-swap HDDs - 12 Gb SAS 10K			
7XB7A00024	AULY	ThinkSystem 2.5" 300GB 10K SAS 12Gb Hot Swap 512n HDD	12
7XB7A00025	AULZ	ThinkSystem 2.5" 600GB 10K SAS 12Gb Hot Swap 512n HDD	12
7XB7A00027	AUM1	ThinkSystem 2.5" 1.2TB 10K SAS 12Gb Hot Swap 512n HDD	12
7XB7A00028	AUM2	ThinkSystem 2.5" 1.8TB 10K SAS 12Gb Hot Swap 512e HDD	12
7XB7A00069	B0YS	ThinkSystem 2.5" 2.4TB 10K SAS 12Gb Hot Swap 512e HDD	12
2.5-inch hot-swap HDDs - 12 Gb SAS 15K			
7XB7A00021	AULV	ThinkSystem 2.5" 300GB 15K SAS 12Gb Hot Swap 512n HDD	12
7XB7A00022	AULW	ThinkSystem 2.5" 600GB 15K SAS 12Gb Hot Swap 512n HDD	12
7XB7A00023	AULX	ThinkSystem 2.5" 900GB 15K SAS 12Gb Hot Swap 512e HDD	12
2.5-inch hot-swap HDDs - 12 Gb NL SAS			
7XB7A00034	AUM6	ThinkSystem 2.5" 1TB 7.2K SAS 12Gb Hot Swap 512n HDD	12
7XB7A00035	AUM7	ThinkSystem 2.5" 2TB 7.2K SAS 12Gb Hot Swap 512n HDD	12
2.5-inch hot-swap SED HDDs - 12 Gb SAS 10K			
7XB7A00031	AUM5	ThinkSystem 2.5" 600GB 10K SAS 12Gb Hot Swap 512n HDD SED	12
7XB7A00033	B0YX	ThinkSystem 2.5" 1.2TB 10K SAS 12Gb Hot Swap 512n HDD SED	12
7XB7A00070	B0YV	ThinkSystem 2.5" 2.4TB 10K SAS 12Gb Hot Swap 512e HDD FIPS	12

Table 37. 2.5-inch hot-swap 6 Gb SATA HDDs

Part number	Feature	Description	Maximum supported
2.5-inch hot-swap HDDs - 6 Gb NL SATA			
7XB7A00036	AUUE	ThinkSystem 2.5" 1TB 7.2K SATA 6Gb Hot Swap 512n HDD	12
7XB7A00037	AUJJ	ThinkSystem 2.5" 2TB 7.2K SATA 6Gb Hot Swap 512e HDD	12

Table 38. 2.5-inch hot-swap 12 Gb SAS SSDs

Part number	Feature	Description	Maximum supported
2.5-inch hot-swap SSDs - 12 Gb SAS - Write Intensive/Performance (10+ DWPD)			
4XB7A70006	BG07	ThinkSystem 2.5" Nytro 3732 400GB Performance SAS 12Gb Hot Swap SSD	12
4XB7A70005	BG06	ThinkSystem 2.5" Nytro 3732 800GB Performance SAS 12Gb Hot Swap SSD	12
4XB7A70004	BG05	ThinkSystem 2.5" Nytro 3732 1.6TB Performance SAS 12Gb Hot Swap SSD	12
4XB7A70003	BG04	ThinkSystem 2.5" Nytro 3732 3.2TB Performance SAS 12Gb Hot Swap SSD	12
2.5-inch hot-swap SSDs - 12 Gb SAS - Mixed Use/Mainstream (3-5 DWPD)			
4XB7A17062	B8HU	ThinkSystem 2.5" PM1645a 800GB Mainstream SAS 12Gb Hot Swap SSD	12
4XB7A17063	B8J4	ThinkSystem 2.5" PM1645a 1.6TB Mainstream SAS 12Gb Hot Swap SSD	12
4XB7A17064	B8JD	ThinkSystem 2.5" PM1645a 3.2TB Mainstream SAS 12Gb Hot Swap SSD	12
4XB7A17065	B8JA	ThinkSystem 2.5" PM1645a 6.4TB Mainstream SAS 12Gb Hot Swap SSD	12
2.5-inch hot-swap SSDs - 12 Gb SAS - Read Intensive/Entry/Capacity (<3 DWPD)			
4XB7A38175	B91A	ThinkSystem 2.5" PM1643a 960GB Entry SAS 12Gb Hot Swap SSD	12
4XB7A38176	B91B	ThinkSystem 2.5" PM1643a 1.92TB Entry SAS 12Gb Hot Swap SSD	12
4XB7A17054	B91C	ThinkSystem 2.5" PM1643a 3.84TB Entry SAS 12Gb Hot Swap SSD	12
4XB7A17055	B91D	ThinkSystem 2.5" PM1643a 7.68TB Entry SAS 12Gb Hot Swap SSD	12
4XB7A17056	BC4R	ThinkSystem 2.5" PM1643a 15.36TB Entry SAS 12Gb Hot Swap SSD	12
2.5-inch hot-swap SED SSDs - 12 Gb SAS - Write Intensive/Performance (10+ DWPD)			
4XB7A70007	BFZZ	ThinkSystem 2.5" Nytro 3732 800GB Performance SAS 12Gb Hot Swap SSD SED	12

Table 39. 2.5-inch hot-swap 6 Gb SATA SSDs

Part number	Feature	Description	Maximum supported
2.5-inch hot-swap SSDs - 6 Gb SATA - Mixed Use/Mainstream (3-5 DWPD)			
4XB7A17125	BA7Q	ThinkSystem 2.5" S4620 480GB Mixed Use SATA 6Gb HS SSD	12
4XB7A17126	BA4T	ThinkSystem 2.5" S4620 960GB Mixed Use SATA 6Gb HS SSD	12
4XB7A17127	BA4U	ThinkSystem 2.5" S4620 1.92TB Mixed Use SATA 6Gb HS SSD	12
4XB7A17128	BK7L	ThinkSystem 2.5" S4620 3.84TB Mixed Use SATA 6Gb HS SSD	12
4XB7A17087	B8J1	ThinkSystem 2.5" 5300 240GB Mainstream SATA 6Gb Hot Swap SSD	12
4XB7A17088	B8HY	ThinkSystem 2.5" 5300 480GB Mainstream SATA 6Gb Hot Swap SSD	12
4XB7A17089	B8J6	ThinkSystem 2.5" 5300 960GB Mainstream SATA 6Gb Hot Swap SSD	12
4XB7A17090	B8JE	ThinkSystem 2.5" 5300 1.92TB Mainstream SATA 6Gb Hot Swap SSD	12
4XB7A17091	B8J7	ThinkSystem 2.5" 5300 3.84TB Mainstream SATA 6Gb Hot Swap SSD	12
4XB7A13633	B49L	ThinkSystem 2.5" S4610 240GB Mixed Use SATA 6Gb HS SSD	12
4XB7A13634	B49M	ThinkSystem 2.5" S4610 480GB Mixed Use SATA 6Gb HS SSD	12
4XB7A13635	B49N	ThinkSystem 2.5" S4610 960GB Mixed Use SATA 6Gb HS SSD	12
4XB7A13636	B49P	ThinkSystem 2.5" S4610 1.92TB Mixed Use SATA 6Gb HS SSD	12
4XB7A13637	B49Q	ThinkSystem 2.5" S4610 3.84TB Mixed Use SATA 6Gb HS SSD	12



Part number	Feature	Description	Maximum supported
4XB7A13638	BB9R	ThinkSystem 2.5" S4610 7.68TB Mixed Use SATA 6Gb HS SSD	12
2.5-inch hot-swap SSDs - 6 Gb SATA - Read Intensive/Entry (<3 DWPD)			
4XB7A72438	BM8B	ThinkSystem 2.5" PM893 480GB Read Intensive SATA 6Gb HS SSD	12
4XB7A72439	BM8A	ThinkSystem 2.5" PM893 960GB Read Intensive SATA 6Gb HS SSD	12
4XB7A72440	BM89	ThinkSystem 2.5" PM893 1.92TB Read Intensive SATA 6Gb HS SSD	12
4XB7A72441	BM88	ThinkSystem 2.5" PM893 3.84TB Read Intensive SATA 6Gb HS SSD	12
4XB7A72442	BM87	ThinkSystem 2.5" PM893 7.68TB Read Intensive SATA 6Gb HS SSD	12
4XB7A17072	B99D	ThinkSystem 2.5" S4520 240GB Read Intensive SATA 6Gb HS SSD	12
4XB7A17101	BA7G	ThinkSystem 2.5" S4520 480GB Read Intensive SATA 6Gb HS SSD	12
4XB7A17102	BA7H	ThinkSystem 2.5" S4520 960GB Read Intensive SATA 6Gb HS SSD	12
4XB7A17103	BA7J	ThinkSystem 2.5" S4520 1.92TB Read Intensive SATA 6Gb HS SSD	12
4XB7A17104	BK77	ThinkSystem 2.5" S4520 3.84TB Read Intensive SATA 6Gb HS SSD	12
4XB7A17105	BK78	ThinkSystem 2.5" S4520 7.68TB Read Intensive SATA 6Gb HS SSD	12
4XB7A38271	BCTC	ThinkSystem 2.5" Multi Vendor 240GB Entry SATA 6Gb Hot Swap SSD	12
4XB7A38272	BCTD	ThinkSystem 2.5" Multi Vendor 480GB Entry SATA 6Gb Hot Swap SSD	12
4XB7A38273	BCTE	ThinkSystem 2.5" Multi Vendor 960GB Entry SATA 6Gb Hot Swap SSD	12
4XB7A38274	BCTF	ThinkSystem 2.5" Multi Vendor 1.92TB Entry SATA 6Gb Hot Swap SSD	12
4XB7A38275	BCTG	ThinkSystem 2.5" Multi Vendor 3.84TB Entry SATA 6Gb Hot Swap SSD	12
4XB7A17075	B8HV	ThinkSystem 2.5" 5300 240GB Entry SATA 6Gb Hot Swap SSD	12
4XB7A17076	B8JM	ThinkSystem 2.5" 5300 480GB Entry SATA 6Gb Hot Swap SSD	12
4XB7A17077	B8HP	ThinkSystem 2.5" 5300 960GB Entry SATA 6Gb Hot Swap SSD	12
4XB7A17078	B8J5	ThinkSystem 2.5" 5300 1.92TB Entry SATA 6Gb Hot Swap SSD	12
4XB7A17079	B8JP	ThinkSystem 2.5" 5300 3.84TB Entry SATA 6Gb Hot Swap SSD	12
4XB7A17080	B8J2	ThinkSystem 2.5" 5300 7.68TB Entry SATA 6Gb Hot Swap SSD	12
4XB7A10247	B498	ThinkSystem 2.5" S4510 240GB Read Intensive SATA 6Gb HS SSD	12
4XB7A10248	B499	ThinkSystem 2.5" S4510 480GB Read Intensive SATA 6Gb HS SSD	12
4XB7A10249	B49A	ThinkSystem 2.5" S4510 960GB Read Intensive SATA 6Gb HS SSD	12
4XB7A13622	B49B	ThinkSystem 2.5" S4510 1.92TB Read Intensive SATA 6Gb HS SSD	12
4XB7A13623	B49C	ThinkSystem 2.5" S4510 3.84TB Read Intensive SATA 6Gb HS SSD	12
4XB7A13624	B96X	ThinkSystem 2.5" S4510 7.68TB Read Intensive SATA 6Gb HS SSD	12
2.5-inch hot-swap SED SSDs - 6 Gb SATA - Mixed Use/Mainstream (3-5 DWPD)			
4XB7A13972	BNEW	ThinkSystem 2.5" 5300 960GB Mainstream SATA 6Gb Hot Swap SSD SED	12
4XB7A38193	B93K	ThinkSystem 2.5" 5300 1.92TB Mainstream SATA 6Gb Hot Swap SSD SED	12
4XB7A64222	BEMB	ThinkSystem 2.5" 5300 3.84TB Mainstream SATA 6Gb Hot Swap SSD SED	12
2.5-inch hot-swap SED SSDs - 6 Gb SATA - Read Intensive/Entry (<3 DWPD)			
4XB7A38141	BE29	ThinkSystem 2.5" 5300 960GB Entry SATA 6Gb Hot Swap SSD SED	12
4XB7A38191	B93L	ThinkSystem 2.5" 5300 3.84TB Entry SATA 6Gb Hot Swap SSD SED	12
4XB7A38192	B93M	ThinkSystem 2.5" 5300 7.68TB Entry SATA 6Gb Hot Swap SSD SED	12

Table 40. 2.5-inch hot-swap PCIe 4.0 NVMe SSDs

Part number	Feature	Description	Maximum supported
2.5-inch SSDs - U.2 PCIe 4.0 NVMe - Write Intensive/Performance (10+ DWPD)			
4XB7A17158	BKKY	ThinkSystem 2.5" U.2 P5800X 400GB Write Intensive NVMe PCIe 4.0 x4 HS SSD	12
4XB7A17159	BKKZ	ThinkSystem 2.5" U.2 P5800X 800GB Write Intensive NVMe PCIe 4.0 x4 HS SSD	12
4XB7A17160	BMM8	ThinkSystem 2.5" U.2 P5800X 1.6TB Write Intensive NVMe PCIe 4.0 x4 HS SSD	12
2.5-inch SSDs - U.2 PCIe 4.0 NVMe - Mixed Use/Mainstream (3-5 DWPD)			
4XB7A17152	BCFV	ThinkSystem 2.5" U.2 P5600 1.6TB Mixed Use NVMe PCIe 4.0 x4 HS SSD	12
4XB7A17153	BCFR	ThinkSystem 2.5" U.2 P5600 3.2TB Mixed Use NVMe PCIe 4.0 x4 HS SSD	12
4XB7A17154	BCFS	ThinkSystem 2.5" U.2 P5600 6.4TB Mixed Use NVMe PCIe 4.0 x4 HS SSD	12
2.5-inch SSDs - U.3 PCIe 4.0 NVMe - Mixed Use/Mainstream (3-5 DWPD)			
4XB7A64175	BE03	ThinkSystem U.3 Kioxia CM6-V 800GB Mainstream NVMe PCIe 4.0 x4 Hot Swap SSD	12
4XB7A17112	B96Z	ThinkSystem U.3 Kioxia CM6-V 1.6TB Mainstream NVMe PCIe4.0 x4 Hot Swap SSD	12
4XB7A17113	B96T	ThinkSystem U.3 Kioxia CM6-V 3.2TB Mainstream NVMe PCIe4.0 x4 Hot Swap SSD	12
4XB7A17114	B96P	ThinkSystem U.3 Kioxia CM6-V 6.4TB Mainstream NVMe PCIe4.0 x4 Hot Swap SSD	12
2.5-inch SSDs - U.2 PCIe 4.0 NVMe - Read Intensive/Entry (<3 DWPD)			
4XB7A79697	BNM6	ThinkSystem 2.5" U.2 PM9A3 3.84TB Read Intensive NVMe PCIe 4.0 x4 HS SSD	12
4XB7A17145	BCFT	ThinkSystem 2.5" U.2 P5500 1.92TB Read Intensive NVMe PCIe 4.0 x4 HS SSD	12
4XB7A17146	BCFW	ThinkSystem 2.5" U.2 P5500 3.84TB Read Intensive NVMe PCIe 4.0 x4 HS SSD	12
4XB7A17147	BCFU	ThinkSystem 2.5" U.2 P5500 7.68TB Read Intensive NVMe PCIe 4.0 x4 HS SSD	12
4XB7A38196	BC4Y	ThinkSystem U.2 PM1733 1.92TB Entry NVMe PCIe 4.0 x4 Hot Swap SSD	12
4XB7A38197	BC4Z	ThinkSystem U.2 PM1733 3.84TB Entry NVMe PCIe 4.0 x4 Hot Swap SSD	12
4XB7A38283	BE2E	ThinkSystem U.2 PM1733 7.68TB Entry NVMe PCIe 4.0 x4 Hot Swap SSD	12
4XB7A38284	BE2F	ThinkSystem U.2 PM1733 15.36TB Entry NVMe PCIe 4.0 x4 Hot Swap SSD	12
2.5-inch SED SSDs - U.2 PCIe 4.0 NVMe - Read Intensive/Entry (<3 DWPD)			
4XB7A38257	BE2A	ThinkSystem U.2 PM1733 3.84TB Entry NVMe PCIe 4.0 x4 Hot Swap SSD SED	12
4XB7A38258	BE2B	ThinkSystem U.2 PM1733 7.68TB Entry NVMe PCIe 4.0 x4 Hot Swap SSD SED	12
2.5-inch SED SSDs - U.3 PCIe 4.0 NVMe - Read Intensive/Entry (<3 DWPD)			
4XB7A38269	BE2C	ThinkSystem U.3 Kioxia CM6-R 3.84TB Entry NVMe PCIe 4.0 x4 Hot Swap SSD SED	12
4XB7A38270	BE2D	ThinkSystem U.3 Kioxia CM6-R 7.68TB Entry NVMe PCIe 4.0 x4 Hot Swap SSD SED	12

Table 41. 2.5-inch hot-swap PCIe 3.0 NVMe SSDs

Part number	Feature	Description	Maximum supported
2.5-inch SSDs - U.2 PCIe 3.0 NVMe - Write Intensive/Performance (10+ DWPD)			
4XB7A38159	B972	ThinkSystem 2.5" U.2 P4800X 375GB Write Intensive NVMe PCIe 3.0 x4 HS SSD 60DWPD	12
4XB7A38160	B973	ThinkSystem 2.5" U.2 P4800X 750GB Write Intensive NVMe PCIe 3.0 x4 HS SSD 60DWPD	12
4XB7A17163	B96L	ThinkSystem 2.5" U.2 P4800X 1.5TB Write Intensive NVMe PCIe 3.0 x4 HS SSD 60DWPD	12
2.5-inch SSDs - U.2 PCIe 3.0 NVMe - Read Intensive/Entry (<3 DWPD)			
4XB7A17070	B6TJ	ThinkSystem U.2 PM983 960GB Entry NVMe PCIe 3.0 x4 Hot Swap SSD	12
4XB7A10175	B34N	ThinkSystem U.2 PM983 1.92TB Entry NVMe PCIe 3.0 x4 Hot Swap SSD	12
4XB7A10176	B34P	ThinkSystem U.2 PM983 3.84TB Entry NVMe PCIe 3.0 x4 Hot Swap SSD	12
4XB7A10177	B4D3	ThinkSystem U.2 PM983 7.68TB Entry NVMe PCIe3.0 x4 Hot Swap SSD	12

**Note:** NVMe PCIe SSDs support surprise hot removal and hot insertion, provided the operating system supports PCIe SSD hot-swap.

Table 42. 7mm 2.5-inch hot-swap 6 Gb SATA SSDs

Part number	Feature	Description	Maximum supported
7mm 2.5-inch hot-swap SSDs - 6 Gb SATA - Read Intensive/Entry (<3 DWPD)			
4XB7A17106	BK79	ThinkSystem 7mm S4520 240GB Read Intensive SATA 6Gb HS SSD	2
4XB7A17107	BK7A	ThinkSystem 7mm S4520 480GB Read Intensive SATA 6Gb HS SSD	2
4XB7A17108	BK7B	ThinkSystem 7mm S4520 960GB Read Intensive SATA 6Gb HS SSD	2
4XB7A38181	B8JQ	ThinkSystem 7mm 5300 240GB Entry SATA 6Gb SSD	2
4XB7A38182	B8JT	ThinkSystem 7mm 5300 480GB Entry SATA 6Gb SSD	2
4XB7A38183	B8JS	ThinkSystem 7mm 5300 960GB Entry SATA 6Gb SSD	2
4XB7A38152	B96Q	ThinkSystem 7mm S4510 240GB Read Intensive SATA 6Gb HS SSD	2
4XB7A38153	B96S	ThinkSystem 7mm S4510 480GB Read Intensive SATA 6Gb HS SSD	2
4XB7A38154	B96R	ThinkSystem 7mm S4510 960GB Read Intensive SATA 6Gb HS SSD	2

Table 43. 7mm 2.5-inch hot-swap PCIe 3.0 NVMe SSDs

Part number	Feature	Description	Maximum supported
7mm 2.5-inch hot-swap SSDs - PCIe 3.0 NVMe - Read Intensive/Entry (<3 DWPD)			
4XB7A38216	BB63	ThinkSystem 7mm PM983 960GB Entry NVMe PCIe 3.0 x4 Hot Swap SSD	2

**Note:** NVMe PCIe SSDs support surprise hot removal and hot insertion, provided the operating system supports PCIe SSD hot-swap.

Table 44. EDSFF hot-swap PCIe 3.0 NVMe SSDs

Part number	Feature	Description	Maximum supported
E1.S hot-swap SSDs - PCIe 3.0 NVMe - Read Intensive/Entry (<3 DWPD)			
4XB7A17198	BA1E	ThinkSystem E1.S P4511 4.0TB Read Intensive NVMe PCIe 3.0 x4 HS SSD	16

**Note:** NVMe PCIe SSDs support surprise hot removal and hot insertion, provided the operating system supports PCIe SSD hot-swap.

Table 45. 3.5-inch hot-swap 12 Gb SAS HDDs

Part number	Feature	Description	Maximum supported
3.5-inch hot-swap HDDs - 12 Gb SAS 15K			
7XB7A00038	AUU2	ThinkSystem 3.5" 300GB 15K SAS 12Gb Hot Swap 512n HDD	4
7XB7A00039	AUU3	ThinkSystem 3.5" 600GB 15K SAS 12Gb Hot Swap 512n HDD	4
7XB7A00040	AUUC	ThinkSystem 3.5" 900GB 15K SAS 12Gb Hot Swap 512e HDD	4
3.5-inch hot-swap HDDs - 12 Gb NL SAS			
7XB7A00042	AUU5	ThinkSystem 3.5" 2TB 7.2K SAS 12Gb Hot Swap 512n HDD	4
7XB7A00043	AUU6	ThinkSystem 3.5" 4TB 7.2K SAS 12Gb Hot Swap 512n HDD	4
7XB7A00044	AUU7	ThinkSystem 3.5" 6TB 7.2K SAS 12Gb Hot Swap 512e HDD	4
7XB7A00045	B0YR	ThinkSystem 3.5" 8TB 7.2K SAS 12Gb Hot Swap 512e HDD	4
7XB7A00046	AUUG	ThinkSystem 3.5" 10TB 7.2K SAS 12Gb Hot Swap 512e HDD	4
7XB7A00067	B117	ThinkSystem 3.5" 12TB 7.2K SAS 12Gb Hot Swap 512e HDD	4
4XB7A13906	B496	ThinkSystem 3.5" 14TB 7.2K SAS 12Gb Hot Swap 512e HDD	4
4XB7A13911	B7EZ	ThinkSystem 3.5" 16TB 7.2K SAS 12Gb Hot Swap 512e HDD	4
4XB7A38266	BCFP	ThinkSystem 3.5" 18TB 7.2K SAS 12Gb Hot Swap 512e HDD	4
3.5-inch hot-swap SED HDDs - 12 Gb NL SAS			
7XB7A00066	B0YQ	ThinkSystem 3.5" 8TB 7.2K SAS 12Gb Hot Swap 512e HDD FIPS	4

Table 46. 3.5-inch hot-swap 6 Gb SATA HDDs

Part number	Feature	Description	Maximum supported
3.5-inch hot-swap HDDs - 6 Gb NL SATA			
7XB7A00049	AUUF	ThinkSystem 3.5" 1TB 7.2K SATA 6Gb Hot Swap 512n HDD	4
7XB7A00050	AUUD	ThinkSystem 3.5" 2TB 7.2K SATA 6Gb Hot Swap 512n HDD	4
7XB7A00051	AUU8	ThinkSystem 3.5" 4TB 7.2K SATA 6Gb Hot Swap 512n HDD	4
7XB7A00052	AUUA	ThinkSystem 3.5" 6TB 7.2K SATA 6Gb Hot Swap 512e HDD	4
7XB7A00053	AUU9	ThinkSystem 3.5" 8TB 7.2K SATA 6Gb Hot Swap 512e HDD	4
7XB7A00054	AUUB	ThinkSystem 3.5" 10TB 7.2K SATA 6Gb Hot Swap 512e HDD	4
7XB7A00068	B118	ThinkSystem 3.5" 12TB 7.2K SATA 6Gb Hot Swap 512e HDD	4
4XB7A13907	B497	ThinkSystem 3.5" 14TB 7.2K SATA 6Gb Hot Swap 512e HDD	4
4XB7A13914	B7F0	ThinkSystem 3.5" 16TB 7.2K SATA 6Gb Hot Swap 512e HDD	4
4XB7A38130	BCFH	ThinkSystem 3.5" 18TB 7.2K SATA 6Gb Hot Swap 512e HDD	4

Table 47. 3.5-inch hot-swap 12 Gb SAS SSDs

Part number	Feature	Description	Maximum supported
4XB7A70011	BG03	ThinkSystem 3.5" Nytro 3732 400GB Performance SAS 12Gb Hot Swap SSD	4
4XB7A70010	BG02	ThinkSystem 3.5" Nytro 3732 800GB Performance SAS 12Gb Hot Swap SSD	4
4XB7A70009	BG01	ThinkSystem 3.5" Nytro 3732 1.6TB Performance SAS 12Gb Hot Swap SSD	4
4XB7A70008	BG00	ThinkSystem 3.5" Nytro 3732 3.2TB Performance SAS 12Gb Hot Swap SSD	4
3.5-inch hot-swap SSDs - 12 Gb SAS - Mixed Use/Mainstream (3-5 DWPD)			
4XB7A17066	B8HT	ThinkSystem 3.5" PM1645a 800GB Mainstream SAS 12Gb Hot Swap SSD	4
4XB7A17043	B8JN	ThinkSystem 3.5" PM1645a 1.6TB Mainstream SAS 12Gb Hot Swap SSD	4
4XB7A17067	B8JK	ThinkSystem 3.5" PM1645a 3.2TB Mainstream SAS 12Gb Hot Swap SSD	4
4XB7A17068	B8JG	ThinkSystem 3.5" PM1645a 6.4TB Mainstream SAS 12Gb Hot Swap SSD	4
3.5-inch hot-swap SSDs - 12 Gb SAS - Read Intensive/Entry/Capacity (<3 DWPD)			
4XB7A17058	B91E	ThinkSystem 3.5" PM1643a 3.84TB Entry SAS 12Gb Hot Swap SSD	4
4XB7A17059	BEVK	ThinkSystem 3.5" PM1643a 7.68TB Entry SAS 12Gb Hot Swap SSD	4

Table 48. 3.5-inch hot-swap 6 Gb SATA SSDs

Part number	Feature	Description	Maximum supported
3.5-inch hot-swap SSDs - 6 Gb SATA - Mixed Use/Mainstream (3-5 DWPD)			
4XB7A17137	BA4W	ThinkSystem 3.5" S4620 480GB Mixed Use SATA 6Gb HS SSD	4
4XB7A17138	BA4X	ThinkSystem 3.5" S4620 960GB Mixed Use SATA 6Gb HS SSD	4
4XB7A17139	BA4Y	ThinkSystem 3.5" S4620 1.92TB Mixed Use SATA 6Gb HS SSD	4
4XB7A17140	BK7P	ThinkSystem 3.5" S4620 3.84TB Mixed Use SATA 6Gb HS SSD	4
4XB7A17096	B8JL	ThinkSystem 3.5" 5300 240GB Mainstream SATA 6Gb Hot Swap SSD	4

Part number	Feature	Description	Maximum supported
4XB7A17097	B8JF	ThinkSystem 3.5" 5300 480GB Mainstream SATA 6Gb Hot Swap SSD	4
4XB7A17098	B8J0	ThinkSystem 3.5" 5300 960GB Mainstream SATA 6Gb Hot Swap SSD	4
4XB7A17099	B8HR	ThinkSystem 3.5" 5300 1.92TB Mainstream SATA 6Gb Hot Swap SSD	4
4XB7A17100	B8HX	ThinkSystem 3.5" 5300 3.84TB Mainstream SATA 6Gb Hot Swap SSD	4
4XB7A13639	B49R	ThinkSystem 3.5" S4610 240GB Mixed Use SATA 6Gb HS SSD	4
4XB7A13640	B49S	ThinkSystem 3.5" S4610 480GB Mixed Use SATA 6Gb HS SSD	4
4XB7A13641	B49T	ThinkSystem 3.5" S4610 960GB Mixed Use SATA 6Gb HS SSD	4
4XB7A13642	B49U	ThinkSystem 3.5" S4610 1.92TB Mixed Use SATA 6Gb HS SSD	4
4XB7A13643	B49V	ThinkSystem 3.5" S4610 3.84TB Mixed Use SATA 6Gb HS SSD	4
4XB7A13644	B96J	ThinkSystem 3.5" S4610 7.68TB Mixed Use SATA 6Gb HS SSD	4
3.5-inch hot-swap SSDs - 6 Gb SATA - Read Intensive/Entry (<3 DWPD)			
4XB7A17118	BA7K	ThinkSystem 3.5" S4520 240GB Read Intensive SATA 6Gb HS SSD	4
4XB7A17119	BA7L	ThinkSystem 3.5" S4520 480GB Read Intensive SATA 6Gb HS SSD	4
4XB7A17120	BA7M	ThinkSystem 3.5" S4520 960GB Read Intensive SATA 6Gb HS SSD	4
4XB7A17121	BA7N	ThinkSystem 3.5" S4520 1.92TB Read Intensive SATA 6Gb HS SSD	4
4XB7A17122	BK7F	ThinkSystem 3.5" S4520 3.84TB Read Intensive SATA 6Gb HS SSD	4
4XB7A17123	BK7G	ThinkSystem 3.5" S4520 7.68TB Read Intensive SATA 6Gb HS SSD	4
4XB7A38276	BCTH	ThinkSystem 3.5" Multi Vendor 240GB Entry SATA 6Gb Hot Swap SSD	4
4XB7A38277	BCTJ	ThinkSystem 3.5" Multi Vendor 480GB Entry SATA 6Gb Hot Swap SSD	4
4XB7A38278	BCTK	ThinkSystem 3.5" Multi Vendor 960GB Entry SATA 6Gb Hot Swap SSD	4
4XB7A38279	BCTL	ThinkSystem 3.5" Multi Vendor 1.92TB Entry SATA 6Gb Hot Swap SSD	4
4XB7A38281	BCTM	ThinkSystem 3.5" Multi Vendor 3.84TB Entry SATA 6Gb Hot Swap SSD	4
4XB7A17081	B8JB	ThinkSystem 3.5" 5300 240GB Entry SATA 6Gb Hot Swap SSD	4
4XB7A17082	B8J9	ThinkSystem 3.5" 5300 480GB Entry SATA 6Gb Hot Swap SSD	4
4XB7A17083	B8JC	ThinkSystem 3.5" 5300 960GB Entry SATA 6Gb Hot Swap SSD	4
4XB7A17084	B8HZ	ThinkSystem 3.5" 5300 1.92TB Entry SATA 6Gb Hot Swap SSD	4
4XB7A17085	B8HQ	ThinkSystem 3.5" 5300 3.84TB Entry SATA 6Gb Hot Swap SSD	4
4XB7A17086	B8J3	ThinkSystem 3.5" 5300 7.68TB Entry SATA 6Gb Hot Swap SSD	4
4XB7A13625	B49D	ThinkSystem 3.5" S4510 240GB Read Intensive SATA 6Gb HS SSD	4
4XB7A13626	B49E	ThinkSystem 3.5" S4510 480GB Read Intensive SATA 6Gb HS SSD	4
4XB7A13627	B49F	ThinkSystem 3.5" S4510 960GB Read Intensive SATA 6Gb HS SSD	4
4XB7A13628	B49G	ThinkSystem 3.5" S4510 1.92TB Read Intensive SATA 6Gb HS SSD	4
4XB7A13629	B49H	ThinkSystem 3.5" S4510 3.84TB Read Intensive SATA 6Gb HS SSD	4
4XB7A13630	B96N	ThinkSystem 3.5" S4510 7.68TB Read Intensive SATA 6Gb HS SSD	4

Table 49. 3.5-inch hot-swap PCIe 4.0 NVMe SSDs

Part number	Feature	Description	Maximum supported
3.5-inch SSDs - U.2 PCIe 4.0 NVMe - Write Intensive/Performance (10+ DWPD)			
4XB7A17161	BMM7	ThinkSystem 3.5" U.2 P5800X 400GB Write Intensive NVMe PCIe 4.0 x4 HS SSD	4
4XB7A17162	BMM5	ThinkSystem 3.5" U.2 P5800X 800GB Write Intensive NVMe PCIe 4.0 x4 HS SSD	4
4XB7A77070	BMM6	ThinkSystem 3.5" U.2 P5800X 1.6TB Write Intensive NVMe PCIe 4.0 x4 HS SSD	4
3.5-inch SSDs - U.2 PCIe 4.0 NVMe - Mixed Use/Mainstream (3-5 DWPD)			
4XB7A17155	BCFM	ThinkSystem 3.5" U.2 P5600 1.6TB Mixed Use NVMe PCIe 4.0 x4 HS SSD	4
4XB7A17156	BCFJ	ThinkSystem 3.5" U.2 P5600 3.2TB Mixed Use NVMe PCIe 4.0 x4 HS SSD	4
4XB7A17157	BCFQ	ThinkSystem 3.5" U.2 P5600 6.4TB Mixed Use NVMe PCIe 4.0 x4 HS SSD	4
3.5-inch SSDs - U.3 PCIe 4.0 NVMe - Mixed Use/Mainstream (3-5 DWPD)			
4XB7A64176	BE04	ThinkSystem 3.5" Kioxia CM6-V 800GB Mainstream NVMe PCIe 4.0 x4 Hot Swap SSD	4
4XB7A17115	B96V	ThinkSystem 3.5" Kioxia CM6-V 1.6TB Mainstream NVMe PCIe4.0 x4 Hot Swap SSD	4
4XB7A17116	B96K	ThinkSystem 3.5" Kioxia CM6-V 3.2TB Mainstream NVMe PCIe4.0 x4 Hot Swap SSD	4
4XB7A17117	B96W	ThinkSystem 3.5" Kioxia CM6-V 6.4TB Mainstream NVMe PCIe4.0 x4 Hot Swap SSD	4
3.5-inch SSDs - U.2 PCIe 4.0 NVMe - Read Intensive/Entry (<3 DWPD)			
4XB7A17150	BCFL	ThinkSystem 3.5" U.2 P5500 3.84TB Read Intensive NVMe PCIe 4.0 x4 HS SSD	4
4XB7A17151	BCFK	ThinkSystem 3.5" U.2 P5500 7.68TB Read Intensive NVMe PCIe 4.0 x4 HS SSD	4

**Note:** NVMe PCIe SSDs support surprise hot removal and hot insertion, provided the operating system supports PCIe SSD hot-swap.

Table 50. 3.5-inch hot-swap PCIe 3.0 NVMe SSDs

Part number	Feature	Description	Maximum supported
3.5-inch SSDs - U.2 PCIe 3.0 NVMe - Write Intensive/Performance (10+ DWPD)			
4XB7A38162	B971	ThinkSystem 3.5" U.2 P4800X 375GB Write Intensive NVMe PCIe 3.0 x4 HS SSD 60DWP	4
4XB7A38163	B970	ThinkSystem 3.5" U.2 P4800X 750GB Write Intensive NVMe PCIe 3.0 x4 HS SSD 60DWP	4
4XB7A38164	B974	ThinkSystem 3.5" U.2 P4800X 1.5TB Write Intensive NVMe PCIe 3.0 x4 HS SSD 60DWP	4
3.5-inch SSDs - U.2 PCIe 3.0 NVMe - Read Intensive/Entry (<3 DWPD)			
4XB7A10178	B34Q	ThinkSystem 3.5" PM983 1.92TB Entry NVMe PCIe 3.0 x4 Hot Swap SSD	4
4XB7A10179	B34R	ThinkSystem 3.5" PM983 3.84TB Entry NVMe PCIe 3.0 x4 Hot Swap SSD	4
4XB7A10180	B4D4	ThinkSystem 3.5" PM983 7.68TB Entry NVMe PCIe3.0 x4 Hot Swap SSD	4

**Note:** NVMe PCIe SSDs support surprise hot removal and hot insertion, provided the operating system supports PCIe SSD hot-swap.

Table 51. M.2 SATA drives

Part number	Feature	Description	Maximum supported
M.2 SSDs - 6 Gb SATA - Read Intensive/Entry (<3 DWPD)			
7N47A00129	AUUL	ThinkSystem M.2 32GB SATA 6Gbps Non-Hot Swap SSD	2
7N47A00130	AUUV	ThinkSystem M.2 128GB SATA 6Gbps Non-Hot Swap SSD	2
4XB7A17071	B8HS	ThinkSystem M.2 5300 240GB SATA 6Gbps Non-Hot Swap SSD	2
4XB7A17073	B919	ThinkSystem M.2 5300 480GB SATA 6Gbps Non-Hot Swap SSD	2
4XB7A17074	B8JJ	ThinkSystem M.2 5300 960GB SATA 6Gbps Non-Hot Swap SSD	2

Table 52. M.2 NVMe drives

Part number	Feature	Description	Maximum supported
M.2 SSDs - NVMe - Read Intensive/Entry (<3 DWPD)			
4XB7A38177	B8JR	ThinkSystem M.2 PM983 960GB NVMe PCIe 3.0 x4 Non-Hot Swap SSD	2

## USB memory key

For general portable storage needs, the server also supports the USB memory key option that is listed in the following table.

Table 53. USB memory key

Part number	Feature	Description
4X77A08621	B8NV	ThinkSystem 32GB USB Flash Drive



## Internal backup units

The server does not support any internal backup units, such as tape drives or RDX drives. External backup units are available as described in the [External backup units](#) section.

## Optical drives

The server supports the external USB optical drive listed in the following table.

Table 54. External optical drive

Part number	Feature code	Description
7XA7A05926	AVV8	ThinkSystem External USB DVD RW Optical Disk Drive

The drive is based on the Lenovo Slim DVD Burner DB65 drive and supports the following formats: DVD-RAM, DVD-RW, DVD+RW, DVD+R, DVD-R, DVD-ROM, DVD-R DL, CD-RW, CD-R, CD-ROM.

## I/O expansion

The SR630 V2 supports a total of up to 3 PCIe 4.0 slots, all with rear access, plus a dedicated OCP 3.0 SFF slot for networking. Slot availability is based on riser selection. The use of slot 3 requires that both processors be installed.

- Slot 1: PCIe 4.0 x16 LP (CPU 1)
- Slot 2: PCIe 4.0 x16 LP or FHHL (CPU 1)
- Slot 3: PCIe 4.0 x16 LP (CPU 2)

Slots 1 and 2 are also available as PCIe 3.0 adapter slots, using a lower-cost PCIe 3.0 riser, if desired.

**Tip:** For configurations with 2.5-inch front drive bays, an internal RAID adapter or HBA can be installed in a dedicated space and cabled to a PCIe 4.0 x8 connector, thereby freeing up a slot for other purposes.

The following figure shows the locations of the rear-accessible slots for each configuration selection. The OCP slot is located in the lower-left corner.




Figure 15. SR630 V2 slot configurations

The slots and riser cards are as follows:

- Riser 1: Slots 1 & 2
  - Slot 1: Low Profile, PCIe 4.0 x16
  - Slot 2: Low Profile or FHHL, PCIe 4.0 x16 (not available in configuration C in the above figure)
- Riser 2: Slot 3 (requires CPU 2)
  - Slot 3: Low Profile, PCIe 4.0 x16 (only available in configuration A)

The riser cards and slot brackets used to provide the above slot combinations in configure-to-order (CTO) configurations are listed in the following table.

**Tip:** It is also possible to not have any slot selections, in which case slot fillers will be derived in the configurator. Slots can be added later as field upgrades using option part numbers as listed in the [Field upgrades table](#).

Table 55. Riser slot selections - Feature codes for CTO

Feature code	Description	Maximum Supported	Purpose
Riser 1 (slots 1 & 2)			
B8N2	ThinkSystem 1U PCIe Gen4 x16/x16 Riser 1	1	Riser 1 for Configuration A, B, D
B8MW	ThinkSystem 1U PCIe Gen3 x16/x16 Riser 1	1	PCIe 3.0 Riser 1 for Configuration A, B, D
B91Z	ThinkSystem 1U PCIe Gen4 x16 Riser 1 w/ Rear Drive	1	Riser 1 for Configuration C
B8NC	ThinkSystem 1U LP+LP BF Riser Cage Riser 1	1	Bracket for Configuration A, D
BFR3	ThinkSystem 1U LP+FH BF Riser Cage NVFF5.0 Riser 1	1	Bracket for Configuration B
B8N7	ThinkSystem 1U MS LP Riser Cage Riser1&2	1	Bracket for Configuration C (slot 1)
Riser 2 (slot 3)			
B8MV	ThinkSystem 1U PCIe Gen4 x16 Riser 2	1	Riser 2 for Configuration A
B8N7	ThinkSystem 1U MS LP Riser Cage Riser1&2	1	Bracket for Configuration A (slot 3)
Serial port			
BMNJ	ThinkSystem COM Port Upgrade Kit v2	1	Enables the Serial port (installs in slot 3, or slot 2 when configured as a low profile adapter)
AUSL	ThinkSystem COM Port Upgrade Kit	1	Enables the Serial port (installs in slot 3, or slot 2 when configured as a low profile adapter)

The ThinkSystem COM Port Upgrade Kit is shown in the following figure.

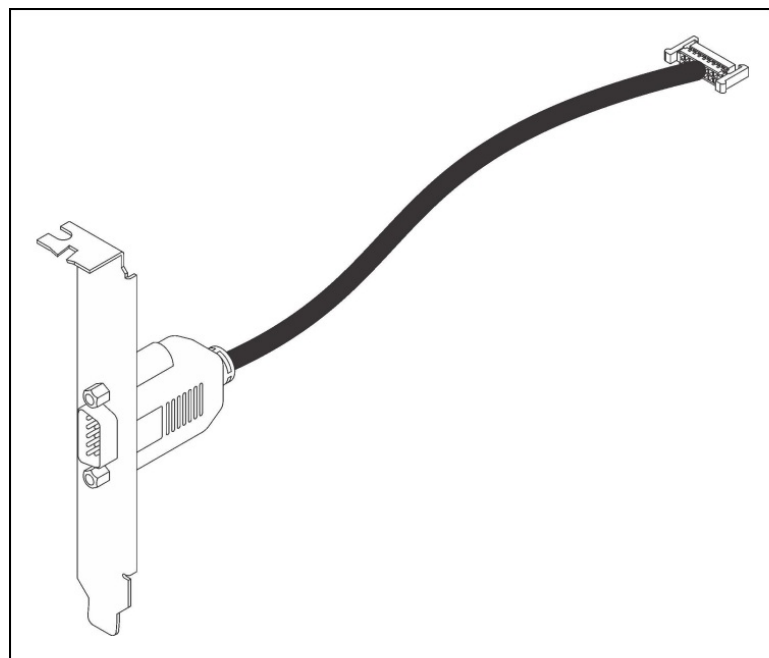


Figure 16. ThinkSystem COM Port Upgrade Kit

## Slot field upgrades

Slot configurations can also be ordered as field upgrades using option part numbers, as listed in the following table.

Table 56. Field upgrades for PCIe slots

Part number	Description and contents	Maximum Supported
Riser 1 field upgrades		
4XH7A09866	ThinkSystem SR630 V2/SR645 x16/x16 PCIe G4 Riser1 LP+LP Option Kit Supplies Low Profile slots for slot 1 and slot 2 (configuration A); contains: <ul style="list-style-type: none"> <li>• PCIe 4.0 x32 riser card, installs in riser slot 1, with two x16 slots</li> <li>• Bracket for slots 1 &amp; 2 ("butterfly" bracket)</li> </ul> <b>Note:</b> This option just supplies slot 1 and 2. Order 4XH7A09870 for slot 3.	1
4XH7A09867	ThinkSystem SR630 V2/SR645 x16/x16 PCIe G4 Riser1 LP+FH Option Kit Supplies Low Profile slot 1 and FHFL slot 2 (configuration B); contains: <ul style="list-style-type: none"> <li>• PCIe 4.0 x32 riser card, installs in riser slot 1, with two x16 slots</li> <li>• Bracket for slots 1 &amp; 2 ("butterfly" bracket)</li> </ul>	1
4XH7A09895	ThinkSystem SR630 V2/SR645 x16 Riser1 G4 for rear HDD Option Kit Supplies Low Profile slot 1 (configuration C); contains: <ul style="list-style-type: none"> <li>• PCIe 4.0 x16 riser card, installs in riser slot 1, with one x16 slot</li> <li>• Bracket for slot 1</li> </ul> <b>Note:</b> Rear drive bay option kit will need to be ordered separately. See <a href="#">Drive bay field upgrades</a> section	1
Riser 2 field upgrades		
4XH7A09870	ThinkSystem SR630 V2/SR645 x16 Riser2 G4 Option Kit Supplies Low Profile slot 3 (configuration A); contains: <ul style="list-style-type: none"> <li>• PCIe 4.0 x16 riser card, installs in riser slot 2, with one x16 slot</li> <li>• Bracket for slot 3</li> </ul>	1
Riser 1 PCIe 3.0 field upgrades		
4XH7A09868	ThinkSystem SR630 V2/SR645 x16/x16 PCIe G3 Riser1 LP+LP Option Kit Supplies PCIe 3.0 Low Profile slots for slot 1 and slot 2 (configuration A); contains: <ul style="list-style-type: none"> <li>• PCIe 3.0 x32 riser card, installs in riser slot 1, with two x16 slots</li> <li>• Bracket for slots 1 &amp; 2 ("butterfly" bracket)</li> </ul> <b>Note:</b> This option just supplies slot 1 and 2. Order 4XH7A09870 for slot 3.	1
4XH7A09869	ThinkSystem SR630 V2/SR645 x16/x16 PCIe G3 Riser1 LP+FH Option Kit Supplies PCIe 3.0 Low Profile slot 1 and FHFL slot 2 (configuration B); contains: <ul style="list-style-type: none"> <li>• PCIe 3.0 x32 riser card, installs in riser slot 1, with two x16 slots</li> <li>• Bracket for slots 1 &amp; 2 ("butterfly" bracket)</li> </ul>	1
Serial port field upgrades		
4Z17A80446	ThinkSystem COM Port Upgrade Kit v2 Enables the Serial port (kit is installed in a low profile slot, either slot 2 or slot 3)	

Part number	Description and contents	Maximum Supported
7Z17A02577	ThinkSystem COM Port Upgrade Kit Enables the Serial port (kit is installed in a low profile slot, either slot 2 or slot 3)	1

## Network adapters

The server has a dedicated OCP 3.0 SFF slot with PCIe 4.0 x16 host interface. See [Figure 3](#) for the location of the OCP slot.

The following table lists the supported OCP adapters. One port can optionally be shared with the XCC management processor for Wake-on-LAN and NC-SI support. Only 1 OCP card can be installed in the server.

Table 57. Supported OCP adapters

Part number	Feature code	Description	Maximum supported
Gigabit			
4XC7A08235	B5T1	ThinkSystem Broadcom 5719 1GbE RJ45 4-port OCP Ethernet Adapter	1
4XC7A08277	B93E	ThinkSystem Intel I350 1GbE RJ45 4-port OCP Ethernet Adapter	1
Combo Gigabit + 10 GbE			
4XC7A08239	B5SS	ThinkSystem Broadcom 57416 10GBASE-T 2-port + 5720 1GbE 2-port OCP Ethernet Adapter	1
10 GbE			
4XC7A08236	B5ST	ThinkSystem Broadcom 57416 10GBASE-T 2-port OCP Ethernet Adapter	1
4XC7A08240	B5T4	ThinkSystem Broadcom 57454 10GBASE-T 4-port OCP Ethernet Adapter	1*
4XC7A08278	BCD5	ThinkSystem Intel X710-T2L 10GBASE-T 2-port OCP Ethernet Adapter	1
4XC7A08310	BB8U	ThinkSystem Marvell QL41132 10GBASE-T 2-port OCP Ethernet Adapter	1
25 GbE			
4XC7A08237	B5SZ	ThinkSystem Broadcom 57414 10/25GbE SFP28 2-port OCP Ethernet Adapter	1
4XC7A08242	B5SV	ThinkSystem Broadcom 57454 10/25GbE SFP28 4-port OCP Ethernet Adapter	1
4XC7A08294	BCD4	ThinkSystem Intel E810-DA2 10/25GbE SFP28 2-Port OCP Ethernet Adapter	1§
4XC7A08264	B5SW	ThinkSystem Marvell QL41232 10/25GbE SFP28 2-Port OCP Ethernet Adapter	1
4XC7A08246	B5T2	ThinkSystem Mellanox ConnectX-4 Lx 10/25GbE SFP28 2-port OCP Ethernet Adapter	1
4XC7A62582	BE4T	ThinkSystem Mellanox ConnectX-6 Lx 10/25GbE SFP28 2-Port OCP Ethernet Adapter	1

\* Performance fans required. See the [Cooling](#) section

§ The E810-DA2 OCP adapter is currently not supported with the 4350-8i SAS/SATA 12Gb HBA, 4Y37A72480

For more information, including the transceivers and cables that each adapter supports, see the list of Lenovo Press Product Guides in the Networking adapters category:

<https://lenovopress.com/servers/options/ethernet>

The following table lists additional supported network adapters that can be installed in the regular PCIe slots.

Table 58. Supported PCIe Network Adapters

Part number	Feature code	Description	Maximum supported	Slots supported
Gigabit Ethernet				
7ZT7A00484	AUZV	ThinkSystem Broadcom 5719 1GbE RJ45 4-Port PCIe Ethernet Adapter	3	1,2,3
7ZT7A00482	AUZX	ThinkSystem Broadcom 5720 1GbE RJ45 2-Port PCIe Ethernet Adapter	3	1,2,3
7ZT7A00533	AUZZ	ThinkSystem I350-F1 PCIe 1Gb 1-Port SFP Ethernet Adapter	3	1,2,3
7ZT7A00534	AUZY	ThinkSystem I350-T2 PCIe 1Gb 2-Port RJ45 Ethernet Adapter	3	1,2,3
7ZT7A00535	AUZW	ThinkSystem I350-T4 PCIe 1Gb 4-Port RJ45 Ethernet Adapter	3	1,2,3
10GBASE-T Ethernet				
00MM860	ATPX	Intel X550-T2 Dual Port 10GBase-T Adapter	3	1,2,3
7ZT7A00496	AUKP	ThinkSystem Broadcom 57416 10GBASE-T 2-Port PCIe Ethernet Adapter	3	1,2,3
4XC7A08245	B5SU	ThinkSystem Broadcom 57454 10GBASE-T 4-port PCIe Ethernet Adapter	3	1,2,3
4XC7A08225	B31G	ThinkSystem QLogic QL41134 PCIe 10Gb 4-Port Base-T Ethernet Adapter	3	1,2,3
10 Gb Ethernet SFP+				
7ZT7A00537	AUKX	ThinkSystem Intel X710-DA2 PCIe 10Gb 2-Port SFP+ Ethernet Adapter	3	1,2,3
25 Gb Ethernet				
4XC7A08238	B5T0	ThinkSystem Broadcom 57414 10/25GbE SFP28 2-port PCIe Ethernet Adapter	3	1,2,3
4XC7A08316	BD49	ThinkSystem Broadcom 57454 10/25GbE SFP28 4-port PCIe Ethernet Adapter V2	1	2†
4XC7A08295	BCD6	ThinkSystem Intel E810-DA2 10/25GbE SFP28 2-Port PCIe Ethernet Adapter	3§	1,2,3
4XC7A08270	B652	ThinkSystem Marvell QL41232 10/25GbE SFP28 2-Port PCIe Ethernet Adapter	3	1,2,3
4XC7A08249	B653	ThinkSystem Mellanox ConnectX-4 Lx 10/25GbE SFP28 2-port PCIe Ethernet Adapter	3	1,2,3
4XC7A62580	BE4U	ThinkSystem Mellanox ConnectX-6 Lx 10/25GbE SFP28 2-Port PCIe Ethernet Adapter	3	1,2,3
4XC7A62581	BHE2	ThinkSystem Solarflare X2522-Plus 10/25GbE SFP28 2-Port PCIe Ethernet Adapter	3	1,2,3
100 Gb Ethernet				
4XC7A08297	B96F	ThinkSystem Broadcom 57508 100GbE QSFP56 2-port PCIe 4 Ethernet Adapter	3*	1,2,3
4XC7A08248	B8PP	ThinkSystem Mellanox ConnectX-6 Dx 100GbE QSFP56 2-port PCIe Ethernet Adapter	3*	1,2,3
4XC7A76757	BLC2	ThinkSystem Xilinx Alveo U50 Data Center Accelerator Adapter	3	1,2,3

Part number	Feature code	Description	Maximum supported	Slots supported
HDR100 InfiniBand (100 GbE)				
4C57A14177	B4R9,BN36	ThinkSystem Mellanox ConnectX-6 HDR100/100GbE QSFP56 1-port PCIe VPI Adapter	3*	1,2,3
4C57A14178	B4RA,BN37	ThinkSystem Mellanox ConnectX-6 HDR100/100GbE QSFP56 2-port PCIe VPI Adapter	3*	1,2,3
HDR InfiniBand (200 GbE)				
4C57A15326	B4RC,BN38	ThinkSystem Mellanox ConnectX-6 HDR/200GbE QSFP56 1-port PCIe 4 VPI Adapter	3*	1,2,3
4C57A14179	B4RB	ThinkSystem Mellanox HDR/200GbE 2x PCIe Aux Kit	1	3

\* Performance fans required. See the [Cooling](#) section

† In the SR630 V2, this adapter requires a full-height bracket and must be installed in a full-height slot (feature BFR3 or option 4XH7A09867). The use of a low-profile bracket and slot is not supported.

§ The E810-DA2 PCIe adapter is currently not supported with the 4350-8i SAS/SATA 12Gb HBA, 4Y37A72480

**Use of the Mellanox HDR PCIe Aux Kit :** The HDR Aux Kit (4C57A14179) enables a Socket Direct connection which allows the HDR adapter (4C57A15326) to have direct access to each of the two processors. Such a configuration ensures extremely low latency and CPU utilization in addition to higher network throughput. Socket Direct also maximizes AI and ML application performance, as it enables native GPU-Direct Technologies.

For more information, including the transceivers and cables that each adapter supports, see the list of Lenovo Press Product Guides in the Networking adapters category:

<https://lenovopress.com/servers/options/ethernet>

## Fibre Channel host bus adapters

The following table lists the Fibre Channel HBAs supported by the SR630 V2.

**Not supported:** The following adapters are not supported due to problems with firmware updates:

- ThinkSystem Emulex LPe35000 32Gb 1-port PCIe Fibre Channel Adapter, 4XC7A08250
- ThinkSystem Emulex LPe35002 32Gb 2-port PCIe Fibre Channel Adapter, 4XC7A08251

Table 59. Fibre Channel HBAs

Part number	Feature code	Description	Maximum supported	Slots supported
64 Gb Fibre Channel HBAs				
4XC7A77485	BLC1	ThinkSystem Emulex LPe36002 64Gb 2-port PCIe Fibre Channel Adapter	3	1, 2, 3
32 Gb Fibre Channel HBAs				
4XC7A76498	BJ3G	ThinkSystem Emulex LPe35000 32Gb 1-port PCIe Fibre Channel Adapter v2	3	1, 2, 3
4XC7A76525	BJ3H	ThinkSystem Emulex LPe35002 32Gb 2-port PCIe Fibre Channel Adapter v2	3	1, 2, 3
4XC7A08279	BA1G	ThinkSystem QLogic QLE2770 32Gb 1-Port PCIe Fibre Channel Adapter	3	1, 2, 3
4XC7A08276	BA1F	ThinkSystem QLogic QLE2772 32Gb 2-Port PCIe Fibre Channel Adapter	3	1, 2, 3
16 Gb Fibre Channel HBAs				
01CV840	ATZV	Emulex 16Gb Gen6 FC Dual-port HBA	3	1, 2, 3
01CV830	ATZU	Emulex 16Gb Gen6 FC Single-port HBA	3	1, 2, 3
01CV760	ATZC	QLogic 16Gb Enhanced Gen5 FC Dual-port HBA	3	1, 2, 3
01CV750	ATZB	QLogic 16Gb Enhanced Gen5 FC Single-port HBA	3	1, 2, 3

For more information, see the list of Lenovo Press Product Guides in the Host bus adapters category:

<https://lenovopress.com/servers/options/hba>

## SAS adapters for external storage

The following table lists SAS HBAs and RAID adapters supported by SR630 V2 server for use with external storage.

Table 60. Adapters for external storage

Part number	Feature code	Description	Maximum supported	Slots supported
SAS HBAs				
7Y37A01090	AUNR	ThinkSystem 430-8e SAS/SATA 12Gb HBA	3	1, 2, 3
7Y37A01091	AUNN	ThinkSystem 430-16e SAS/SATA 12Gb HBA	3	1, 2, 3
4Y37A09724	B8P7	ThinkSystem 440-16e SAS/SATA PCIe Gen4 12Gb HBA	3	1, 2, 3
External RAID adapters				
7Y37A01087	AUNQ	ThinkSystem RAID 930-8e 4GB Flash PCIe 12Gb Adapter	3*	1, 2, 3

\* See configuration rules below regarding supercap requirements



## Configuration rules

The RAID 930-8e uses a flash power module (supercap), which can be installed in one of the locations as shown in the following figure.

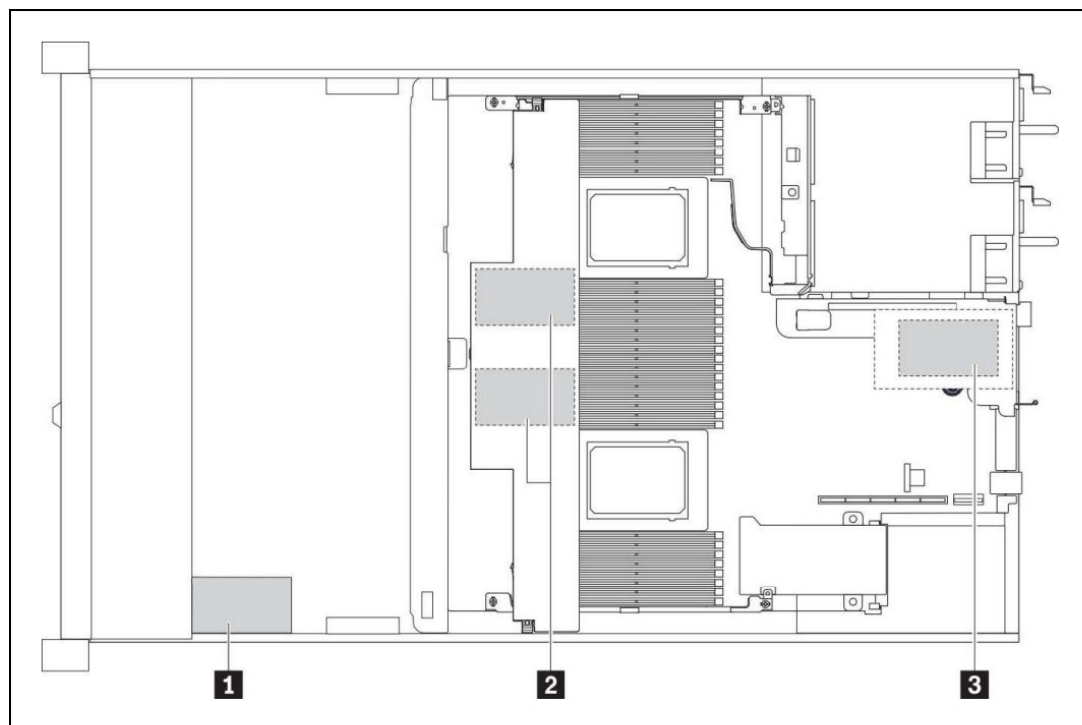


Figure 17. Potential locations of all supercaps in the SR630 V2 (2.5-inch drive configuration and standard heatsinks)

The number of 930-8e RAID adapters supported is based on how many supercaps can be installed in the server. The number and location of the supercaps is determined based on the front drive configuration used and which processor heatsinks are installed, as listed in the following table.

**Note:** If an internal 930i RAID adapter with flash power modules is installed, the maximum number of 930-8e adapters supported is reduced by 1.

Table 61. RAID adapters and supercap locations

Front drive configuration	Processor heatsinks	Number of adapters & supercaps	Location of supercaps
2.5-inch	Standard	3	Front of server behind operator panel (1 supercap) Mounted on Air baffle (2 supercaps)
	High Performance	1	Front of server behind operator panel
3.5-inch	Standard	2	Mounted on Air baffle (2 supercaps)
	High Performance	1	Installed in slot 3 attached to Riser 2 (this prevents slot 3 being used for an adapter)

For more information, see the list of Lenovo Press Product Guides in the Host bus adapters and RAID adapters categories:

<https://lenovopress.com/servers/options/hba>

<https://lenovopress.com/servers/options/raid>

The following table compares the specifications of the external SAS HBAs and RAID adapters.

Table 62. Comparison of external storage adapters

Feature	430-8e	430-16e	930-8e
Adapter type	HBA	HBA	External RAID
Part number	7Y37A01090	7Y37A01091	7Y37A01087
Controller chip	LSI SAS3408	LSI SAS3416	LSI SAS3516
Broadcom equivalent	HBA 9400-8e	HBA 9400-16e	MegaRAID 9480-8e
Host interface	PCIe 3.0x8	PCIe 3.0x8	PCIe 3.0x8
Port interface	12 Gb SAS	12 Gb SAS	12 Gb SAS
Number of ports	8	16	8
Port connectors	2x Mini-SAS HD SFF8644	4x Mini-SAS HD SFF8644	2x Mini-SAS HD SFF8644
Drive interface	SAS/SATA	SAS/SATA	SAS,SATA
Drive type	HDD/SSD/SED*	HDD/SSD/SED*	HDD,SED,SSD
Hot-swap drives	Yes	Yes	Yes
Maximum devices	1024	1024	216
RAID levels	None	None	0/1/10/5/50/6/60
JBOD mode	Yes	Yes	Yes
Cache	None	None	4GB (Standard)
CacheVault cache protection	None	None	Yes (Flash)
Performance Accelerator (FastPath)	No	No	Yes
SSD Caching (CacheCade Pro 2.0)	No	No	No
SED support*	Yes	Yes	Yes

\* SAS HBAs support SEDs (self-encrypting drives) by using software on the server and simply passing SED commands through the HBA to the drives. SED support by RAID controllers is provided using the built-in MegaRAID SafeStore functionality of the adapter.

## Flash storage adapters

The SR630 V2 supports the PCIe Flash Storage adapters listed in the following table.

Table 63. Flash Storage Adapters

Part number	Feature code	Description	Maximum supported	Slots supported
Mainstream NVMe PCIe Adapters - Optimized for mixed-intensive application workloads with an endurance of 3-5 DWPD.				
4XB7A14075	B8JH	ThinkSystem HHHH PM1735 1.6TB Mainstream NVMe PCIe 4.0 x8 Flash Adapter	3	1, 2, 3
4XB7A14076	B8HW	ThinkSystem HHHH PM1735 3.2TB Mainstream NVMe PCIe 4.0 x8 Flash Adapter	3	1, 2, 3
4XB7A14077	B96M	ThinkSystem HHHH PM1735 6.4TB Mainstream NVMe PCIe 4.0 x8 Flash Adapter	3	1, 2, 3

For details about these adapters, see the Lenovo Press product guides in the Flash Adapters category:  
<https://lenovopress.com/servers/options/ssdadapter>

### Configuration rules

The following configuration requirements must be met when installing flash storage adapters:

- GPU adapters are not supported
- Performance fans are required and will be derived by the configurator for configure-to-order builds.
- When adding Flash adapters as field upgrades, you will be required to replace all standard fans with performance fan modules. See the [Cooling](#) section for ordering information.

## GPU adapters

The SR630 V2 supports the following graphics processing units (GPUs).

Table 64. Supported GPUs

Part number	Feature code	Description	Maximum supported	Slots supported
4X67A81547	BP05	ThinkSystem NVIDIA A2 16GB PCIe Gen4 Passive GPU	3	1, 2, 3
4X67A14926	B4YB	ThinkSystem NVIDIA T4 16GB PCIe Passive GPU	3	1, 2, 3
4X67A11584	B31D	ThinkSystem NVIDIA Quadro P620 2GB PCIe Active GPU	3	1, 2, 3

\* See configuration rules below

For information about these GPUs, see the ThinkSystem GPU Summary, available at:  
<https://lenovopress.com/lp0768-thinksystem-thinkagile-gpu-summary>

### Configuration rules

The following configuration requirements must be met when installing GPUs:

- All GPUs installed must be identical
- Processors with TDP greater than 220W TDP (see [Thermal restrictions by processor](#) section):
  - Only 4x 2.5-inch SAS/SATA front drive configuration supported
- For NVIDIA A2, T4 or any other passively cooled GPU (GPU without integrated fan), performance fans are required (see the [Cooling](#) section)

## Cooling

The SR630 V2 server has up to eight 40 mm dual-rotor hot-swap fans, and the fans are N+1 rotor redundant. The fans are dual-rotor counter-rotating units, which means that the fans have two separate propellers, one in front of the other, and that the propellers rotate in opposite directions. Six fans are needed when one processor is installed and eight fans are required when two processors are installed. The server also has one additional fan integrated in each of the two power supplies.

Depending on the configuration, the server will need either all Standard fans (21K RPM) or all Performance fans (28K RPM).

Performance fans are required if the server has any of these components:

- Processors with TDP > 165 W
- Front 10x 2.5-inch AnyBay drive backplane
- Front 16x EDSFF drive backplane
- Rear 2x 2.5-inch backplane
- NVIDIA A2, NVIDIA T4 or any other passive GPU (GPU without its own internal fan)
- Any of the following OCP adapters installed:
  - ThinkSystem Broadcom 57454 10GBASE-T 4-port OCP Ethernet Adapter
- Any of the following PCIe adapters installed:
  - ThinkSystem Broadcom 57508 100GbE QSFP56 2-port PCIe 4 Ethernet Adapter
  - Mellanox ConnectX-6 Dx 100GbE QSFP56 2-port PCIe Ethernet Adapter
  - Mellanox ConnectX-6 HDR100 IB/100GbE VPI 1-port x16 PCIe 3.0 HCA
  - Mellanox ConnectX-6 HDR100 IB/100GbE VPI 2-port x16 PCIe 3.0 HCA
  - Mellanox ConnectX-6 HDR IB/200GbE Single Port x16 PCIe Adapter

Ordering information for the fans is listed in the following table.

Table 65. Fan ordering information

Part number	Feature code	Description	Number required
4F17A14488	BH9N	ThinkSystem 1U Standard Fan Option Kit (1 fan)	1x CPU: 6 2x CPUs: 8
4F17A14487	BH9M	ThinkSystem 1U Performance Fan Option Kit (1 fan)	1x CPU: 6 2x CPUs: 8

**Fans spin when server is powered off:** If there is an OCP 3.0 Ethernet adapter installed, when the system is powered off but still plugged in to AC power, fans 1 and 2 may continue to spin at a much lower speed. This is the system design to provide proper cooling for the OCP 3.0 Ethernet adapter.

## Power supplies

The SR630 V2 supports up to two redundant hot-swap power supplies.

The power supply choices are listed in the following table. Both power supplies used in server must be identical.

**Tip:** When configuring a server in the DCSC configurator, power consumption is calculated precisely by interfacing with Lenovo Capacity Planner. You can therefore select the appropriate power supply for your configuration. However, do consider future upgrades that may require additional power needs.

Table 66. Power supply options

Part number	Feature code	Description	Maximum supported	110V AC	220V AC	240V DC China only	-48V DC
<b>AC input power</b>							
4P57A75971	BHTT	ThinkSystem V2 500W (230V/115V) Platinum Hot-Swap Power Supply v2	2	Yes	Yes	Yes	No
4P57A75972	BHTU	ThinkSystem V2 750W(230V/115V) Platinum Hot-Swap Power Supply v2	2	Yes	Yes	Yes	No
4P57A75973	BHS8	ThinkSystem 750W (230V) v2 Titanium Hot-Swap Power Supply	2	No	Yes	Yes	No
4P57A75974	BHS9	ThinkSystem 1100W (230V/115V) v2 Platinum Hot-Swap Power Supply	2	Yes	Yes	Yes	No
	BMUF	ThinkSystem V2 1800W (230V) Platinum Hot-Swap Power Supply v2	2	No	Yes	Yes	No
4P57A26294	B8QB	ThinkSystem V2 1800W (230V) Platinum Hot-Swap Power Supply	2	No	Yes	Yes	No
<b>-48V DC input power</b>							
4P57A26296	B8QE	ThinkSystem 1100W -48V DC v2 Power Supply	2	No	No	No	Yes

Dual-voltage power supplies are auto-sensing and support both 110V AC (100-127V 50/60 Hz) and 220V AC (200-240V 50/60 Hz) power. For China customers, all power supplies support 240V DC.

All supported AC power supplies have a C14 connector. The -48V DC power supply has a Weidmuller TOP 4GS/3 7.6 terminal as shown in the following figure.




Figure 18. ThinkSystem 1100W -48V DC v2 Power Supply

Power supply options do not include a line cord. For server configurations, the inclusion of a power cord is model dependent. Configure-to-order models can be configured without power cords if desired.

## Power cords

Line cords and rack power cables with C13 connectors can be ordered as listed in the following table.

**110V customers:** If you plan to use the ThinkSystem 1100W power supply with a 110V power source, select a power cable that is rated above 10A. Power cables that are rated at 10A or below are not supported with 110V power.

Table 67. Power cords

Part number	Feature code	Description
Rack cables		
00Y3043	A4VP	1.0m, 10A/100-250V, C13 to C14 Jumper Cord
39Y7937	6201	1.5m, 10A/100-250V, C13 to C14 Jumper Cord
4L67A08369	6570	2.0m, 13A/100-250V, C13 to C14 Jumper Cord
4L67A08366	6311	2.8m, 10A/100-250V, C13 to C14 Jumper Cord
4L67A08370	6400	2.8m, 13A/100-250V, C13 to C14 Jumper Cord
39Y7932	6263	4.3m, 10A/100-250V, C13 to C14 Jumper Cord
4L67A08371	6583	4.3m, 13A/100-250V, C13 to C14 Jumper Cord
Line cords		
39Y7930	6222	2.8m, 10A/250V, C13 to IRAM 2073 (Argentina) Line Cord
81Y2384	6492	4.3m, 10A/250V, C13 to IRAM 2073 (Argentina) Line Cord
39Y7924	6211	2.8m, 10A/250V, C13 to AS/NZS 3112 (Australia/NZ) Line Cord
81Y2383	6574	4.3m, 10A/250V, C13 to AS/NZS 3112 (Australia/NZ) Line Cord
69Y1988	6532	2.8m, 10A/250V, C13 to NBR 14136 (Brazil) Line Cord
81Y2387	6404	4.3m, 10A/250V, C13 to NBR 14136 (Brazil) Line Cord
39Y7928	6210	2.8m, 10A/220V, C13 to GB 2099.1 (China) Line Cord
81Y2378	6580	4.3m, 10A/250V, C13 to GB 2099.1 (China) Line Cord
39Y7918	6213	2.8m, 10A/250V, C13 to DK2-5a (Denmark) Line Cord
81Y2382	6575	4.3m, 10A/250V, C13 to DK2-5a (Denmark) Line Cord
39Y7917	6212	2.8m, 10A/250V, C13 to CEE 7/7 (Europe) Line Cord
81Y2376	6572	4.3m, 10A/250V, C13 to CEE 7/7 (Europe) Line Cord
39Y7927	6269	2.8m, 10A/250V, C13 to IS 6538 (India) Line Cord
81Y2386	6567	4.3m, 10A/250V, C13 to IS 6538 (India) Line Cord
39Y7920	6218	2.8m, 10A/250V, C13 to SI 32 (Israel) Line Cord
81Y2381	6579	4.3m, 10A/250V, C13 to SI 32 (Israel) Line Cord
39Y7921	6217	2.8m, 10A/250V, C13 to CEI 23-16 (Italy) Line Cord
81Y2380	6493	4.3m, 10A/250V, C13 to CEI 23-16 (Italy) Line Cord
4L67A08362	6495	4.3m, 12A/200V, C13 to JIS C-8303 (Japan) Line Cord
39Y7922	6214	2.8m, 10A/250V, C13 to SABS 164-1 (South Africa) Line Cord
81Y2379	6576	4.3m, 10A/250V, C13 to SANS 164-1 (South Africa) Line Cord
39Y7926	6335	4.3m, 12A/100V, C13 to JIS C-8303 (Japan) Line Cord
39Y7925	6219	2.8m, 12A/220V, C13 to KSC 8305 (S. Korea) Line Cord
81Y2385	6494	4.3m, 12A/250V, C13 to KSC 8305 (S. Korea) Line Cord
39Y7919	6216	2.8m, 10A/250V, C13 to SEV 1011-S24507 (Swiss) Line Cord

Part number	Feature code	Description
81Y2390	6578	4.3m, 10A/250V, C13 to SEV 1011-S24507 (Swiss) Line Cord
23R7158	6386	2.8m, 10A/125V, C13 to CNS 10917 (Taiwan) Line Cord
81Y2375	6317	2.8m, 10A/250V, C13 to CNS 10917 (Taiwan) Line Cord
81Y2374	6402	2.8m, 13A/125V, C13 to CNS 10917 (Taiwan) Line Cord
4L67A08363	AX8B	4.3m, 10A/125V, C13 to CNS 10917 (Taiwan) Line Cord
81Y2389	6531	4.3m, 10A/250V, C13 to CNS 10917 (Taiwan) Line Cord
81Y2388	6530	4.3m, 13A/125V, C13 to CNS 10917 (Taiwan) Line Cord
39Y7923	6215	2.8m, 10A/250V, C13 to BS 1363/A (UK) Line Cord
81Y2377	6577	4.3m, 10A/250V, C13 to BS 1363/A (UK) Line Cord
90Y3016	6313	2.8M, 10A/125V, C13 to NEMA 5-15P (US) Line Cord
46M2592	A1RF	2.8m, 10A/250V, C13 to NEMA 6-15P (US) Line Cord
00WH545	6401	2.8M, 13A/125V, C13 to NEMA 5-15P (US) Line Cord
4L67A08359	6370	4.3m, 10A/125V, C13 to NEMA 5-15P (US) Line Cord
4L67A08361	6373	4.3m, 10A/250V, C13 to NEMA 6-15P (US) Line Cord
4L67A08360	AX8A	4.3m, 13A/125V, C13 to NEMA 5-15P (US) Line Cord

For the -48V DC Power Supply, the following power cable is supported.

Table 68. -48V DC power cable

Part number	Feature code	Description
4X97A59831	BE4V	2.5m, -48VDC Interconnecting Cable

## Systems management

The SR630 V2 contains an integrated service processor, XClarity Controller (XCC), which provides advanced control, monitoring, and alerting functions. The XCC is based on the Pilot4 XE401 baseboard management controller (BMC) using a dual-core ARM Cortex A9 service processor.

- [Local management](#)
- [System status with XClarity Mobile](#)
- [Remote management](#)
- [Lenovo XClarity Provisioning Manager](#)
- [Lenovo XClarity Administrator](#)
- [Lenovo XClarity Essentials](#)
- [Lenovo XClarity Energy Manager](#)
- [Lenovo Capacity Planner](#)

## Local management

The SR630 V2 offers a front operator panel with key LED status indicators, as shown in the following figure.

**Tip:** The Network LED only shows network activity of the installed OCP network adapter.

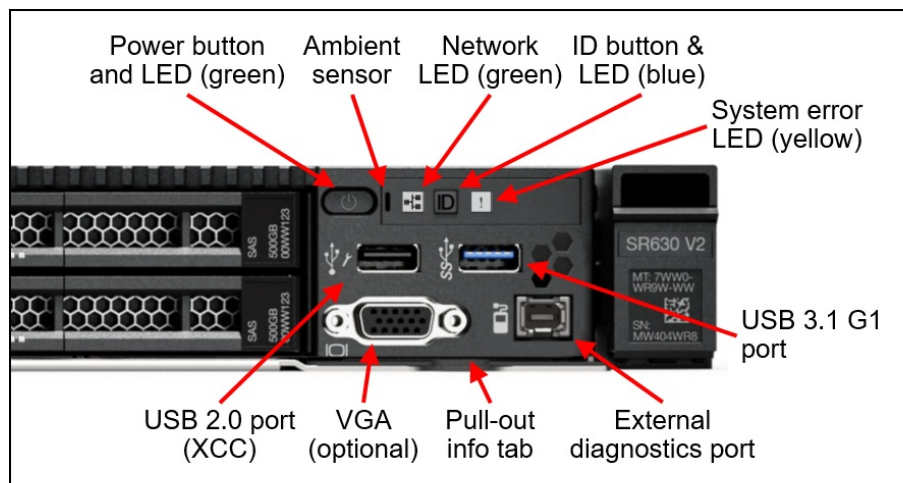


Figure 19. SR630 V2 Front operator panel

## Light path diagnostics

The server offers light path diagnostics. If an environmental condition exceeds a threshold or if a system component fails, the XCC lights LEDs inside the server to help you diagnose the problem and find the failing part. The server has fault LEDs next to the following components:

- Each processor
- Each memory DIMM
- Each drive bay
- Each system fan
- Each power supply

## Integrated Diagnostics Panel for 8x 2.5-inch configurations

For configurations with 8x 2.5-inch drive bays at the front, the server can optionally be configured to have a pull-out Integrated Diagnostics Panel. The following figure shows the 8x 2.5-inch configuration with the standard (fixed) operator panel and the optional Integrated Diagnostics Panel.






Figure 20. Operator panel choices for the 8x 2.5-inch drive bay configuration

The Integrated Diagnostics Panel allows quick access to system status, firmware, network, and health information. The LCD display on the panel and the function buttons give you access to the following information:

- Active alerts
- Status Dashboard
- System VPD: machine type & mode, serial number, UUID string
- System firmware levels: UEFI and XCC firmware
- XCC network information: hostname, MAC address, IP address, DNS addresses
- Environmental data: Ambient temperature, CPU temperature, AC input voltage, estimated power consumption
- Active XCC sessions
- System reset action

The Integrated Diagnostics Panel can be configured as listed in the following table. It is only available configure-to-order (CTO); not available as a field upgrade.

Table 69. Ordering information for the Integrated Diagnostics Panel

Part number	Feature code	Description
CTO only	B8NH	ThinkSystem 1U Integrated Diagnostics Panel

Configuration rules for the Pull-out operator panel:

- Only supported with configurations with 8x 2.5-inch drive bays
- Not available as a field upgrade. The component is CTO or on pre-configured models only

### External Diagnostics Handset

The SR630 V2 also has a port to connect an External Diagnostics Handset as shown in the following figure. The External Diagnostics Handset has the same functions as the Integrated Diagnostics Panel but has the advantages of not consuming space on the front of the server plus it can be shared amongst many servers in your data center. The handset has a magnet on the back of it to allow you to easily mount it on a convenient place on any rack cabinet.

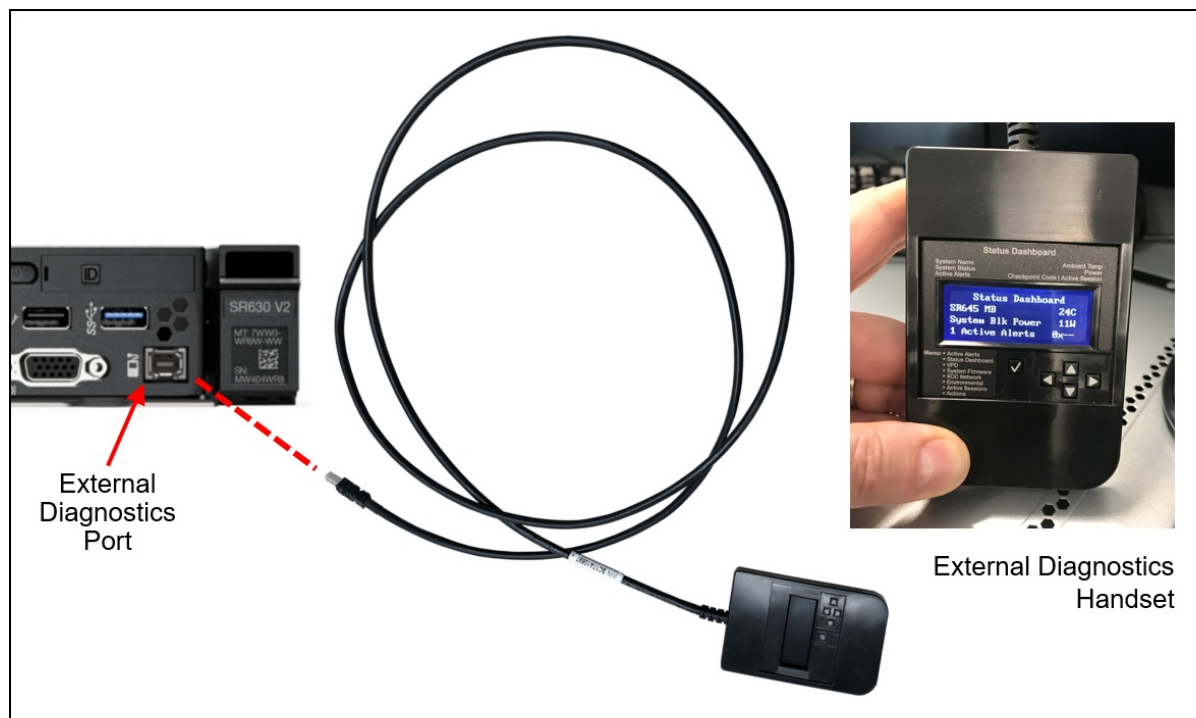


Figure 21. SR630 V2 External Diagnostics Handset

Ordering information for the External Diagnostics Handset with is listed in the following table.

Table 70. External Diagnostics Handset ordering information


Part number	Feature code	Description
4TA7A64874	BEUX	ThinkSystem External Diagnostics Handset

The front of the server also houses an information pull-out tab (also known as the network access tag). See [Figure 2](#) for the location. A label on the tab shows the network information (MAC address and other data) to remotely access the service processor.

## System status with XClarity Mobile

The XClarity Mobile app includes a tethering function where you can connect your Android or iOS device to the server via USB to see the status of the server.

The steps to connect the mobile device are as follows:

1. Enable USB Management on the server, by holding down the ID button for 3 seconds (or pressing the dedicated USB management button if one is present)
2. Connect the mobile device via a USB cable to the server's USB port with the management symbol 
3. In iOS or Android settings, enable Personal Hotspot or USB Tethering
4. Launch the Lenovo XClarity Mobile app

Once connected you can see the following information:

- Server status including error logs (read only, no login required)
- Server management functions (XClarity login credentials required)

## Remote management

The server offers a dedicated RJ45 port at the rear of the server for remote management via the XClarity Controller management processor. The port supports 10/100/1000 Mbps speeds.

Remote server management is provided through industry-standard interfaces:

- Intelligent Platform Management Interface (IPMI) Version 2.0
- Simple Network Management Protocol (SNMP) Version 3 (no SET commands; no SNMP v1)
- Common Information Model (CIM-XML)
- Representational State Transfer (REST) support
- Redfish support (DMTF compliant)
- Web browser - HTML 5-based browser interface (Java and ActiveX not required) using a responsive design (content optimized for device being used - laptop, tablet, phone) with NLS support

IPMI via the Ethernet port (IPMI over LAN) is supported, however it is disabled by default. For CTO orders you can specify whether you want the feature enabled or disabled in the factory, using the feature codes listed in the following table.

Table 71. IPMI-over-LAN settings

Feature code	Description
B7XZ	Disable IPMI-over-LAN (default)
B7Y0	Enable IPMI-over-LAN

There are two XClarity Controller upgrades available for the server, Advanced and Enterprise.

XCC Advanced Upgrade adds the following functions:

- Remotely viewing video with graphics resolutions up to 1600x1200 at 75 Hz with up to 23 bits per pixel, regardless of the system state
- Remotely accessing the server using the keyboard and mouse from a remote client
- International keyboard mapping support
- Syslog alerting
- Redirecting serial console via SSH
- Component replacement log (Maintenance History log)
- Access restriction (IP address blocking)
- Lenovo SED security key management
- Displaying graphics for real-time and historical power usage data and temperature

XCC Enterprise Upgrade enables the following additional features:

- Boot video capture and crash video capture
- Virtual console collaboration - Ability for up to 6 remote users to be log into the remote session simultaneously
- Remote console Java client
- Mapping the ISO and image files located on the local client as virtual drives for use by the server
- Mounting the remote ISO and image files via HTTPS, SFTP, CIFS, and NFS
- Power capping
- System utilization data and graphic view
- Single sign on with Lenovo XClarity Administrator
- Update firmware from a repository
- License for XClarity Energy Manager

For configure-to-order (CTO), you can enable the required XCC functionality by selecting the appropriate XCC feature codes listed in the following table:

- XCC Standard - select neither feature listed in the table
- XCC Advanced - select feature AVUT
- XCC Enterprise - select feature AUPW

Table 72. XClarity Controller upgrades for configure-to-order

Feature code	Description
AVUT	ThinkSystem XClarity Controller Standard to Advanced Upgrade
AUPW	ThinkSystem XClarity Controller Standard to Enterprise Upgrade

For systems with XCC Standard or XCC Advanced installed, field upgrades are available as listed in the following table.

Table 73. XClarity Controller field upgrades

Part number	Description
4L47A09132	ThinkSystem XClarity Controller Standard to Advanced Upgrade (for servers that have XCC Standard)
4L47A09133	ThinkSystem XClarity Controller Advanced to Enterprise Upgrade (for servers that have XCC Advanced)

## Lenovo XClarity Provisioning Manager

Lenovo XClarity Provisioning Manager (LXPM) is a UEFI-based application embedded in ThinkSystem servers and accessible via the F1 key during system boot.

LXPM provides the following functions:

- Graphical UEFI Setup
- System inventory information and VPD update
- System firmware updates (UEFI and XCC)
- RAID setup wizard
- OS installation wizard (including unattended OS installation)
- Diagnostics functions

## Lenovo XClarity Administrator

Lenovo XClarity Administrator is a centralized resource management solution designed to reduce complexity, speed response, and enhance the availability of Lenovo systems and solutions.

Lenovo XClarity Administrator provides agent-free hardware management for ThinkSystem servers, in addition to ThinkServer, System x, and Flex System servers. The administration dashboard is based on HTML 5 and allows fast location of resources so tasks can be run quickly.

Because Lenovo XClarity Administrator does not require any agent software to be installed on the managed endpoints, there are no CPU cycles spent on agent execution, and no memory is used, which means that up to 1GB of RAM and 1 - 2% CPU usage is saved, compared to a typical managed system where an agent is required.

Lenovo XClarity Administrator provides full management function to ThinkSystem servers, including the following:

- Discovery
- Inventory
- Monitoring and alerting
- Call home
- Centralized user management
- Cryptography modes, server certificates, and encapsulation
- Configuration patterns
- Operating system deployment
- Firmware updates

For more information about Lenovo XClarity Administrator, including ordering part numbers, see the Lenovo XClarity Administrator Product Guide: <https://lenovopress.com/tips1200-lenovo-xclarity-administrator>

### **Lenovo XClarity Integrators**

Lenovo also offers software plug-in modules, Lenovo XClarity Integrators, to manage physical infrastructure from leading external virtualization management software tools including those from Microsoft and VMware.

These integrators are offered at no charge, however if software support is required, a Lenovo XClarity Pro software subscription license should be ordered.

Lenovo XClarity Integrators offer the following additional features:

- Ability to discover, manage, and monitor Lenovo server hardware from VMware vCenter or Microsoft System Center
- Deployment of firmware updates and configuration patterns to Lenovo x86 rack servers and Flex System from the virtualization management tool
- Non-disruptive server maintenance in clustered environments that reduces workload downtime by dynamically migrating workloads from affected hosts during rolling server updates or reboots
- Greater service level uptime and assurance in clustered environments during unplanned hardware events by dynamically triggering workload migration from impacted hosts when impending hardware failures are predicted

For more information about all the available Lenovo XClarity Integrators, see the Lenovo XClarity Administrator Product Guide: <https://lenovopress.com/tips1200-lenovo-xclarity-administrator>

## Lenovo XClarity Essentials

Lenovo offers the following XClarity Essentials software tools that can help you set up, use, and maintain the server at no additional cost:

- **Lenovo Essentials OneCLI**  
OneCLI is a collection of server management tools that uses a command line interface program to manage firmware, hardware, and operating systems. It provides functions to collect full system health information (including health status), configure system settings, and update system firmware and drivers.
- **Lenovo Essentials UpdateXpress**  
The UpdateXpress tool is a standalone GUI application for firmware and device driver updates that enables you to maintain your server firmware and device drivers up-to-date and help you avoid unnecessary server outages. The tool acquires and deploys individual updates and UpdateXpress System Packs (UXSPs) which are integration-tested bundles.
- **Lenovo Essentials Bootable Media Creator**  
The Bootable Media Creator (BOMC) tool is used to create bootable media for offline firmware update.

For more information and downloads, visit the Lenovo XClarity Essentials web page:

<http://support.lenovo.com/us/en/documents/LNVO-center>

## Lenovo XClarity Energy Manager

Lenovo XClarity Energy Manager is a power and temperature management solution for data centers. It is an agent-free, web-based console that enables you to monitor and manage power consumption and temperature in your data center through the management console. It enables server density and data center capacity to be increased through the use of power capping.

Lenovo XClarity Energy Manager is a licensed product. A single-node XClarity Energy Manager license is included with the XClarity Controller Enterprise (XCC Enterprise) upgrade as described in the [Remote Management](#) section. If your server does not have the XCC Enterprise upgrade, Energy Manager licenses can be ordered as shown in the following table.

Table 74. Lenovo XClarity Energy Manager

Description	Part number
4L40E51621	Lenovo XClarity Energy Manager Node License (1 license needed per server)

For more information about XClarity Energy Manager, see the following resources:

- **Lenovo Support page:**  
<https://datacentersupport.lenovo.com/us/en/solutions/lvno-lxem>
- **Lenovo Information Center:**  
[https://sysmgt.lenovofiles.com/help/topic/LXEM/lxem\\_overview.html?cp=4](https://sysmgt.lenovofiles.com/help/topic/LXEM/lxem_overview.html?cp=4)

## Lenovo Capacity Planner

Lenovo Capacity Planner is a power consumption evaluation tool that enhances data center planning by enabling IT administrators and pre-sales professionals to understand various power characteristics of racks, servers, and other devices. Capacity Planner can dynamically calculate the power consumption, current, British Thermal Unit (BTU), and volt-ampere (VA) rating at the rack level, improving the planning efficiency for large scale deployments.

For more information, refer to the Capacity Planner web page:

<http://datacentersupport.lenovo.com/us/en/solutions/invo-lcp>

## Security

The server offers the following electronic security features:

- Administrator and power-on password
- Trusted Platform Module (TPM) supporting TPM 2.0 (no support for TPM 1.2)
- Optional Nationz TPM 2.0, available only in China (CTO only)
- Self-encrypting drives (SEDs) with support for enterprise key managers - see the [SED encryption key management](#) section

The server is NIST SP 800-147B compliant.

The SR630 V2 server also offers the following physical security features:

- Optional chassis intrusion switch
- Optional lockable front security bezel

The optional lockable front security bezel is shown in the following figure and includes a key that enables you to secure the bezel over the drives and system controls thereby reducing the chance of unauthorized or accidental access to the server.

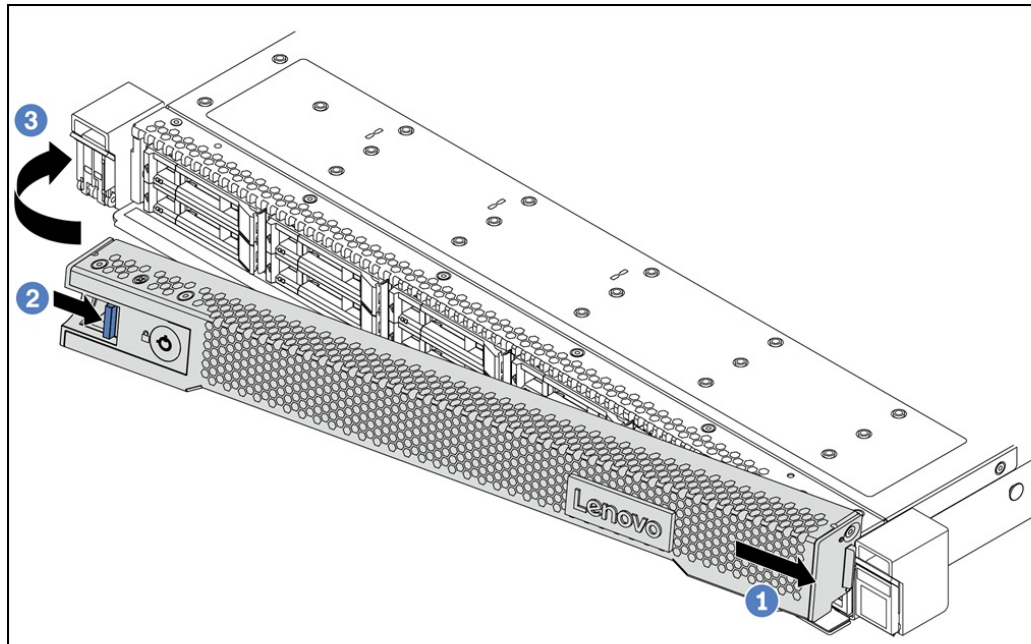


Figure 22. Lockable front security bezel

The dimensions of the security bezel are:

- Width: 437 mm (17.2 in.)
- Height: 43 mm (1.3 in.)
- Width: 23 mm (0.9 in.)

The following table lists the security options for the SR630 V2.

Table 75. Security features

Part number	Feature code	Description
4X97A59835	BA2X	ThinkSystem 1U Intrusion Cable from MB to MB Switch
4XH7A09890	B8NL	ThinkSystem 1U Security Bezel v2
CTO only*	B8LE	ThinkSystem Nationz Trusted Platform Module v2.0 (China customers only)

\* Not available as a field upgrade. The component is CTO or on pre-configured models only.

## Lenovo ThinkShield - Platform Firmware Resiliency

Lenovo's ThinkShield Security is a transparent and comprehensive approach to security that extends to all dimensions of our data center products: from development, to supply chain, and through the entire product lifecycle.

The ThinkSystem SR630 V2 offers Platform Firmware Resiliency (PFR) hardware Root of Trust (RoT) which is NIST SP800-193 compliant. This offering further enhances key platform subsystem protections against unauthorized firmware updates and corruption, to restore firmware to an integral state, and to closely monitor firmware for possible compromise from cyber attacks.

PFR operates upon the following server components:

- UEFI image – the low level server firmware that connects the operating system to the server hardware
- XCC image – the management “engine” software that controls and reports on the server status separate from the server operating system
- FPGA image – the code that runs the server's lowest level hardware controller on the motherboard

The Lenovo Platform Root of Trust Hardware performs the following three main functions:

- Detection – Measures the firmware and updates for authenticity
- Recovery – Recovers a corrupted image to a known-safe image
- Protection – Monitors the system to ensure the known-good firmware is not maliciously written

These enhanced protection capabilities are implemented using a dedicated, discrete security processor whose implementation has been rigorously validated by leading third-party security firms. Security evaluation results and design details are available for customer review – providing unprecedented transparency and assurance.

## Intel Transparent Supply Chain

Add a layer of protection in your data center and have peace of mind that the server hardware you bring into it is safe authentic and with documented, testable, and provable origin.

Lenovo has one of the world's best supply chains, as ranked by Gartner Group, backed by extensive and mature supply chain security programs that exceed industry norms and US Government standards. Now we are the first Tier 1 manufacturer to offer Intel® Transparent Supply Chain in partnership with Intel, offering you an unprecedented degree of supply chain transparency and assurance.



To enable Intel Transparent Supply Chain for the Intel-based servers in your order, add the following feature code in the [DCSC configurator](#), under the Security tab.

Table 76. Intel Transparent Supply Chain ordering information

Feature code	Description
BB0P	Intel Transparent Supply Chain

For more information on this offering, see the paper *Introduction to Intel Transparent Supply Chain on Lenovo ThinkSystem Servers*, available from <https://lenovopress.com/lp1434-introduction-to-intel-transparent-supply-chain-on-thinksystem-servers>.

## Security standards

The SR630 V2 supports the following security standards and capabilities:

- **Industry Standard Security Capabilities**

- Intel CPU Enablement
  - AES-NI (Advanced Encryption Standard New Instructions)
  - CBnT (Converged Boot Guard and Trusted Execution Technology)
  - CET (Control flow Enforcement Technology)
  - Hardware-based side channel attack resilience enhancements
  - MKTME/TME (Multi-Key Total Memory Encryption)
  - SGX (Software Guard eXtensions)
  - SGX-TEM (Trusted Environment Mode)
  - TDX (Trust Domain Extensions)
  - TXT (Trusted eXecution Technology)
  - VT (Virtualization Technology)
  - XD (eXecute Disable)
- Microsoft Windows Security Enablement
  - Credential Guard
  - Device Guard
  - Host Guardian Service
- TCG (Trusted Computing Group) TPM (Trusted Platform Module) 2.0
- UEFI (Unified Extensible Firmware Interface) Forum Secure Boot

- **Hardware Root of Trust and Security**

- Independent security subsystem providing platform-wide NIST SP800-193 compliant Platform Firmware Resilience (PFR)
- Host domain RoT supplemented by AMD Platform Secure Boot (PSB)
- Management domain RoT supplemented by System x-derived Immutable Boot Block

- **Platform Security**

- Boot and run-time firmware integrity monitoring with rollback to known-good firmware (e.g., “self-healing”)
- Non-volatile storage bus security monitoring and filtering
- Resilient firmware implementation, such as to detect and defeat unauthorized flash writes or SMM (System Management Mode) memory incursions
- Patent-pending IPMI KCS channel privileged access authorization
- Host and management domain authorization, including integration with CyberArk for enterprise password management
- KMIP (Key Management Interoperability Protocol) compliant, including support for IBM SKLM and Thales KeySecure

- Reduced “out of box” attack surface
- Configurable network services

For more information on platform security, see the paper “How to Harden the Security of your ThinkSystem Server and Management Applications” available from <https://lenovopress.com/lp1260-how-to-harden-the-security-of-your-thinksystem-server>.

- **Standards Compliance and/or Support**

- NIST SP800-131A rev 2 “Transitioning the Use of Cryptographic Algorithms and Key Lengths”
- NIST SP800-147B “BIOS Protection Guidelines for Servers”
- NIST SP800-193 “Platform Firmware Resiliency Guidelines”
- ISO/IEC 11889 “Trusted Platform Module Library”
- Common Criteria TCG Protection Profile for “PC Client Specific TPM 2.0”
- European Union Commission Regulation 2019/424 (“ErP Lot 9”) “Ecodesign Requirements for Servers and Data Storage Products” Secure Data Deletion
- Optional FIPS 140-2 validated Self-Encrypting Disks (SEDs) with external KMIP-based key management

- **Product and Supply Chain Security**

- Suppliers validated through Lenovo’s Trusted Supplier Program
- Developed in accordance with Lenovo’s Secure Development Lifecycle (LSDL)
- Continuous firmware security validation through automated testing, including static code analysis, dynamic network and web vulnerability testing, software composition analysis, and subsystem-specific testing, such as UEFI security configuration validation
- Ongoing security reviews by US-based security experts, with attestation letters available from our third-party security partners
- Digitally signed firmware, stored and built on US-based infrastructure and signed on US-based Hardware Security Modules (HSMs)
- Manufacturing transparency via Intel Transparent Supply Chain (for details, see <https://lenovopress.com/lp1434-introduction-to-intel-transparent-supply-chain-on-lenovo-thinksystem-servers>)
- TAA (Trade Agreements Act) compliant manufacturing, by default in Mexico for North American markets with additional US and EU manufacturing options
- US 2019 NDAA (National Defense Authorization Act) Section 889 compliant

## Rack installation

The following table lists the rack installation options that are available for the SR630 V2.

The VGA Upgrade Kit allows you to upgrade your server by adding a VGA video port to the front of the server (if the server does not already come with a front VGA port). When the front VGA is in use, the rear VGA port is automatically disabled.

Table 77. Rack installation options

Option	Feature Code	Description
Optional front VGA port		
4X97A12644	BA2Y	ThinkSystem 1U Front VGA Cable Kit (adds a VGA port to the front of the server)
Rail slides		
4M17A13564	B42B / BK7W	ThinkSystem Toolless Friction Rail v2
4M17A11754	B8LA	ThinkSystem Toolless Slide Rail Kit v2
4M17A11758	B8LC	ThinkSystem Toolless Slide Rail Kit v2 with 1U CMA
Cable Management Arm		
7M27A05699	B136	ThinkSystem 1U CMA Upgrade Kit for Toolless Slide Rail

The following table summarizes the rail kit features and specifications.

Table 78. Rail kit features and specifications summary

Option name	ThinkSystem Toolless Friction Rail v2	ThinkSystem Toolless Slide Rail Kit v2	ThinkSystem Toolless Slide Rail Kit v2 with 1U CMA
Option part number	4M17A13564	4M17A11754	4M17A11758
Rail type	Half-out slide rail (friction)	Full-out slide rail (ball bearing)	Full-out slide rail (ball bearing)
Toolless installation	Yes	Yes	Yes
CMA support	No	Optional, 7M27A05699*	Included
Supported rack type	Four-post IBM and Lenovo standard rack, complying with the IEC standard	Four-post IBM and Lenovo standard rack, complying with the IEC standard	Four-post IBM and Lenovo standard rack, complying with the IEC standard
In-rack server maintenance	No	Yes	Yes
1U PDU support	Yes	Yes	Yes
0U PDU support	Yes	Limited support**	Limited support**
Supported mounting holes	Square or round	Square or round	Square or round
Thickness of mounting flanges	2.0-3.3 mm (0.08-0.13 inches)	2.0-3.3 mm (0.08-0.13 inches)	2.0-3.3 mm (0.08-0.13 inches)
Supported distance between front and rear mounting flanges ‡	610-864 mm (24-34 inches)	610-813 mm (24-32 inches)	610-813 mm (24-32 inches)
Rail length†	751 mm (29.6 inches)	740 mm (29.1 inches)	820 mm (32.3 inches)

\* CMA mounting brackets are not preinstalled on the rail. The CMA mounting brackets are contained in the CMA option kit package and you will need to install the CMA mounting brackets first. For detailed instructions, refer to the documentation that comes with the CMA option kit.

\*\* If you want to install the rails and a 0U PDU into the same rack, the rack must meet the height and depth requirements as described in [ThinkSystem Rail Support Matrix](#).

‡ For best performance, it is recommended that you install the rails to the racks with a 719-mm distance (28.31-inch, Lenovo rack default distance) between the front and rear mounting flanges.

† Measured when mounted on the rack, from the front surface of the front mounting flange to the rear most point of the rail. Rail is in closed position.

## Operating system support

The server supports the following operating systems:

- Microsoft Windows Server 2016
- Microsoft Windows Server 2019
- Microsoft Windows Server 2022
- Red Hat Enterprise Linux 7.9
- Red Hat Enterprise Linux 8.2
- Red Hat Enterprise Linux 8.3
- Red Hat Enterprise Linux 8.4
- Red Hat Enterprise Linux 8.5
- SUSE Linux Enterprise Server 12 SP5
- SUSE Linux Enterprise Server 12 Xen SP5
- SUSE Linux Enterprise Server 15 SP2
- SUSE Linux Enterprise Server 15 SP3
- SUSE Linux Enterprise Server 15 Xen SP2
- SUSE Linux Enterprise Server 15 Xen SP3
- VMware ESXi 6.7 U3
- VMware ESXi 7.0 U2
- VMware ESXi 7.0 U3

For a complete list of supported, certified and tested operating systems, plus additional details and links to relevant web sites, see the Operating System Interoperability Guide:

<https://lenovopress.com/osig#servers=sr630-v2-7z70-7z71>

For configure-to-order configurations, the server can be preloaded with VMware ESXi. Ordering information is listed in the following table.

Table 79. VMware ESXi preload

Part number	Feature code	Description
CTO only	B88T	VMware ESXi 6.7 U3 (factory installed)
CTO only	BHSR	VMware ESXi 7.0 U2 (Factory Installed)

You can download supported VMware vSphere hypervisor images from the following web page and load it on the M.2 drives or 7mm drives using the instructions provided:

[https://vmware.lenovo.com/content/custom\\_iso/](https://vmware.lenovo.com/content/custom_iso/)

## Physical and electrical specifications

The SR630 V2 has the following overall physical dimensions, excluding components that extend outside the standard chassis, such as EIA flanges, front security bezel (if any), and power supply handles:

- Width: 440 mm (17.3 inches)
- Height: 43 mm (1.7 inches)
- Depth: 773 mm (30.4 inches)

The following table lists the detailed dimensions. See the figure below for the definition of each dimension.

Table 80. Detailed dimensions

Dimension	Description
482 mm	$X_a$ = Width, to the outsides of the front EIA flanges
435 mm	$X_b$ = Width, to the rack rail mating surfaces
440 mm	$X_c$ = Width, to the outer most chassis body feature
43 mm	$Y_a$ = Height, from the bottom of chassis to the top of the chassis
724 mm	$Z_a$ = Depth, from the rack flange mating surface to the rearmost I/O port surface
738 mm	$Z_b$ = Depth, from the rack flange mating surface to the rearmost feature of the chassis body
753 mm ( $\leq 1100W$ PSU) 781 mm (1800W PSU)	$Z_c$ = Depth, from the rack flange mating surface to the rearmost feature such as power supply handle
36 mm	$Z_d$ = Depth, from the forwardmost feature on front of EIA flange to the rack flange mating surface
47 mm	$Z_e$ = Depth, from the front of security bezel (if applicable) or forwardmost feature to the rack flange mating surface

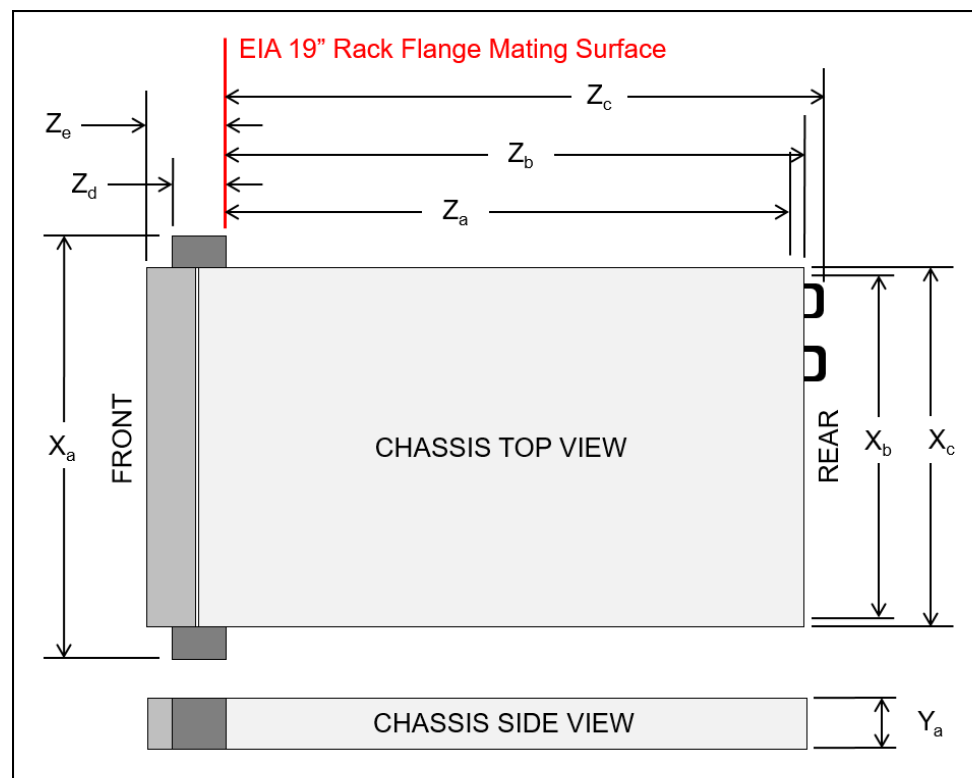


Figure 23. Server dimensions

The shipping dimensions (cardboard packaging) of the SR630 V2 are as follows:

- Width: 587 mm (23.1 inches)
- Height: 225 mm (8.9 inches)
- Depth: 998 mm (39.3 inches)

The server has the following weight:

- Maximum weight: 26.3 kg (58 lb)

The server has the following electrical specifications for AC input power supplies:

- Input voltage:
  - 100 to 127 (nominal) Vac, 50 Hz or 60 Hz
  - 200 to 240 (nominal) Vac, 50 Hz or 60 Hz
  - 180 to 300 Vdc (China only)
- Inlet current:
  - 100-127 V:
    - 500W power supply: 5.7 A
    - 750W Platinum power supply: 8.4 A
    - 750W Titanium power supply: Not supported
    - 1100W power supply: 12 A\*
    - 1800W power supply: Not supported
  - 200-240 V:
    - 500W power supply: 2.7 A
    - 750W Platinum power supply: 4.1 A
    - 750W Titanium power supply: 4 A
    - 1100W power supply: 6 A
    - 1800W power supply: 10 A

\* In China, this power supply cannot exceed 10 A current.

Electrical specifications for DC input power supply:

- Input voltage: -48 to -60 Vdc
- Inlet current (1100W power supply): 26 A

## Operating environment

The SR630 V2 server complies with ASHRAE Class A2 specifications with most configurations, and depending on the hardware configuration, also complies with ASHRAE Class A3 and Class A4 specifications. System performance may be impacted when operating temperature is outside ASHRAE A2 specification.

The restrictions to ASHRAE support are as follows:

- The ambient temperature must be no more than 30°C if the server has any of the following components:
  - Processor with  $205\text{ W} < \text{TDP} \leq 270\text{ W}$
  - Rear 2.5-inch NVMe drives
  - 256 GB DIMMs
  - Persistent Memory
  - NVIDIA T4 or any other passive GPU (GPU without integrated fan)
- The ambient temperature must be no more than 35°C if the server has any of the following components:
  - Processor with  $165\text{ W} < \text{TDP} \leq 205\text{ W}$
  - Front NVMe drives
  - Flash storage adapters
  - Rear 2.5-inch SATA drives
  - Rear 7mm drives
  - M.2 NVMe drives
- The ambient temperature must be no more than 45°C if the server has any of the following components:
  - Processor with  $\text{TDP} \leq 165\text{ W}$

## Temperature and humidity

The server is supported in the following environment:

- Air temperature:
  - Operating:
    - ASHRAE Class A2: 10°C to 35°C (50°F to 95°F); the maximum ambient temperature decreases by 1°C for every 300 m (984 ft) increase in altitude above 900 m (2,953 ft).
    - ASHRAE Class A3: 5°C to 40°C (41°F to 104°F); the maximum ambient temperature decreases by 1°C for every 175 m (574 ft) increase in altitude above 900 m (2,953 ft).
    - ASHRAE Class A4: 5°C to 45°C (41°F to 113°F); the maximum ambient temperature decreases by 1°C for every 125 m (410 ft) increase in altitude above 900 m (2,953 ft).
  - Server off: 5°C to 45°C (41°F to 113°F)
  - Shipment/storage: -40°C to 60°C (-40°F to 140°F)
- Maximum altitude: 3,050 m (10,000 ft)
- Relative Humidity (non-condensing):
  - Operating
    - ASHRAE Class A2: 8% to 80%; maximum dew point: 21°C (70°F)
    - ASHRAE Class A3: 8% to 85%; maximum dew point: 24°C (75°F)
    - ASHRAE Class A4: 8% to 90%; maximum dew point: 24°C (75°F)
  - Shipment/storage: 8% to 90%

## Acoustical noise emissions

The server has the following acoustic noise emissions declaration:

- Sound power level ( $L_{WA}$ ):
  - Idling: 6.0 Bel (Typical), 7.6 Bel (GPU rich), 7.5 Bel (Storage rich)
  - Operating: 7.1 Bel (Typical), 8.3 Bel (GPU rich), 7.7 Bel (Storage rich)
- Sound pressure level ( $L_{pAm}$ ):
  - Idling: 45 dBA (Typical), 62 dBA (GPU rich), 61 dBA (Storage rich)
  - Operating: 56 dBA (Typical), 69 dBA (GPU rich), 62 dBA (Storage rich)

Notes:

- The sound levels were measured in controlled acoustical environments according to procedures specified by ISO7779 and are reported in accordance with ISO 9296.
- The declared acoustic sound levels are based on following configurations, which may change slightly depending on configuration/conditions, for example high-power processors and GPUs, and high-power network adapters such as the Mellanox ConnectX-6 HDR/200GbE QSFP56 PCIe Adapters or the Broadcom 57454 10GBASE-T 4-port OCP Ethernet Adapter.
  - Typical config: 2x 165W processors, 8x 64 GB DIMMs, 8x SAS HDDs, 1x 440-16i HBA, Intel X710-T2L 10GBASE-T 2-port OCP adapter, 2x 750W power supplies
  - GPU-rich config: 2x 205W processors, 16x 64 GB DIMMs, 10x SAS HDDs, 1x RAID 940-16i, Intel X710-T2L 10GBASE-T 2-port OCP adapter, 2x NVIDIA Tesla T4 GPUs, 2x 1100W power supplies
  - Storage-rich config: 2x 165W processors, 16x 64 GB DIMMs, 12x SAS HDDs, 1x RAID 940-16i, Intel X710-T2L 10GBASE-T 2-port OCP adapter, 2x 750W power supplies
- Government regulations (such as those prescribed by OSHA or European Community Directives) may govern noise level exposure in the workplace and may apply to you and your server installation. The actual sound pressure levels in your installation depend upon a variety of factors, including the number of racks in the installation; the size, materials, and configuration of the room; the noise levels from other equipment; the room ambient temperature, and employee's location in relation to the equipment. Further, compliance with such government regulations depends on a variety of additional factors, including the duration of employees' exposure and whether employees wear hearing protection. Lenovo recommends that you consult with qualified experts in this field to determine

whether you are in compliance with the applicable regulations.

## Shock and vibration

The server has the following vibration and shock limits:

- Vibration:
  - Operating: 0.21 G rms at 5 Hz to 500 Hz for 15 minutes across 3 axes
  - Non-operating: 1.04 G rms at 2 Hz to 200 Hz for 15 minutes across 6 surfaces
- Shock:
  - Operating: 15 G for 3 milliseconds in each direction (positive and negative X, Y, and Z axes)
  - Non-operating:
    - Server weight 12 kg - 22 kg: 50 G for 152 in./sec velocity change across 6 surfaces
    - Server weight 23 kg - 31 kg: 35 G for 152 in./sec velocity change across 6 surfaces

## Particulate contamination

Airborne particulates (including metal flakes or particles) and reactive gases acting alone or in combination with other environmental factors such as humidity or temperature might damage the system that might cause the system to malfunction or stop working altogether.

The following specifications indicate the limits of particulates that the system can tolerate:

- Reactive gases:
  - The reactivity rate of copper coupons shall be less than 200 Angstroms per month (Å/month)
  - The reactivity rate of silver coupons shall be less than 200 Å/month
- Airborne particulates:
  - The room air should be continuously filtered with MERV 8 filters.
  - Air entering a data center should be filtered with MERV 11 or preferably MERV 13 filters.
  - The deliquescent relative humidity of the particulate contamination should be more than 60% RH
  - Data centers must be free of zinc whiskers

For additional information, see the Specifications section of the Setup Guide for the server, available from the Lenovo ThinkSystem Information Center, <https://thinksystem.lenovofiles.com/help/index.jsp>

## Warranty and Support

The SR630 V2 has a 1-year or 3-year warranty based on the machine type of the system:

- 7Z70 - 1 year warranty
- 7Z71 - 3 year warranty

The standard warranty terms are customer-replaceable unit (CRU) and onsite (for field-replaceable units FRUs only) with standard call center support during normal business hours and 9x5 Next Business Day Parts Delivered.

Lenovo's additional support services provide a sophisticated, unified support structure for your data center, with an experience consistently ranked number one in customer satisfaction worldwide. Available offerings include:



- **Premier Support**

Premier Support provides a Lenovo-owned customer experience and delivers direct access to technicians skilled in hardware, software, and advanced troubleshooting, in addition to the following:

- Direct technician-to-technician access through a dedicated phone line
- 24x7x365 remote support
- Single point of contact service
- End to end case management
- Third-party collaborative software support
- Online case tools and live chat support
- On-demand remote system analysis

- **Warranty Upgrade (Preconfigured Support)**

Services are available to meet the on-site response time targets that match the criticality of your systems.

- 3, 4, or 5 years of service coverage
- 1-year or 2-year post-warranty extensions
- **Foundation Service:** 9x5 service coverage with next business day onsite response. YourDrive YourData is an optional extra (see below).
- **Essential Service:** 24x7 service coverage with 4-hour onsite response or 24-hour committed repair (available only in select countries). Bundled with YourDrive YourData.
- **Advanced Service:** 24x7 service coverage with 2-hour onsite response or 6-hour committed repair (available only in select countries). Bundled with YourDrive YourData.

- **Managed Services**

Lenovo Managed Services provides continuous 24x7 remote monitoring (plus 24x7 call center availability) and proactive management of your data center using state-of-the-art tools, systems, and practices by a team of highly skilled and experienced Lenovo services professionals.

Quarterly reviews check error logs, verify firmware & OS device driver levels, and software as needed. We'll also maintain records of latest patches, critical updates, and firmware levels, to ensure you systems are providing business value through optimized performance.

- **Technical Account Management (TAM)**

A Lenovo Technical Account Manager helps you optimize the operation of your data center based on a deep understanding of your business. You gain direct access to your Lenovo TAM, who serves as your single point of contact to expedite service requests, provide status updates, and furnish reports to track incidents over time. In addition, your TAM will help proactively make service recommendations and manage your service relationship with Lenovo to make certain your needs are met.

- **Enterprise Server Software Support**

Enterprise Software Support is an additional support service providing customers with software support on Microsoft, Red Hat, SUSE, and VMware applications and systems. Around the clock availability for critical problems plus unlimited calls and incidents helps customers address challenges fast, without incremental costs. Support staff can answer troubleshooting and diagnostic questions, address product comparability and interoperability issues, isolate causes of problems, report defects to software vendors, and more.

- **YourDrive YourData**

Lenovo's YourDrive YourData is a multi-drive retention offering that ensures your data is always under your control, regardless of the number of drives that are installed in your Lenovo server. In the unlikely event of a drive failure, you retain possession of your drive while Lenovo replaces the failed drive part. Your data stays safely on your premises, in your hands. The YourDrive YourData service can be purchased in convenient bundles and is optional with Foundation Service. It is bundled with Essential Service and Advanced Service.

- **Health Check**

Having a trusted partner who can perform regular and detailed health checks is central to maintaining efficiency and ensuring that your systems and business are always running at their best. Health Check supports Lenovo-branded server, storage, and networking devices, as well as select Lenovo-supported products from other vendors that are sold by Lenovo or a Lenovo-Authorized Reseller.

Examples of region-specific warranty terms are second or longer business day parts delivery or parts-only base warranty.

If warranty terms and conditions include onsite labor for repair or replacement of parts, Lenovo will dispatch a service technician to the customer site to perform the replacement. Onsite labor under base warranty is limited to labor for replacement of parts that have been determined to be field-replaceable units (FRUs). Parts that are determined to be customer-replaceable units (CRUs) do not include onsite labor under base warranty.

If warranty terms include parts-only base warranty, Lenovo is responsible for delivering only replacement parts that are under base warranty (including FRUs) that will be sent to a requested location for self-service. Parts-only service does not include a service technician being dispatched onsite. Parts must be changed at customer's own cost and labor and defective parts must be returned following the instructions supplied with the spare parts.

Lenovo Service offerings are region-specific. Not all preconfigured support and upgrade options are available in every region. For information about Lenovo service upgrade offerings that are available in your region, refer to the following resources:

- Service part numbers in Lenovo Data Center Solution Configurator (DCSC):  
<http://dcsc.lenovo.com/#/services>
- Lenovo Services Availability Locator  
<http://lenovolocator.com/>

For service definitions, region-specific details, and service limitations, please refer to the following documents:

- Lenovo Statement of Limited Warranty for Infrastructure Solutions Group (ISG) Servers and System Storage  
<http://pcsupport.lenovo.com/us/en/solutions/ht503310>
- Lenovo Data Center Services Agreement  
<http://support.lenovo.com/us/en/solutions/ht116628>

## Services

Lenovo Services is a dedicated partner to your success. Our goal is to reduce your capital outlays, mitigate your IT risks, and accelerate your time to productivity.

**Note:** Some service options may not be available in all countries. For more information, go to <https://www.lenovo.com/services>. For information about Lenovo service upgrade offerings that are available in your region, contact your local Lenovo sales representative or business partner.

Here's a more in-depth look at what we can do for you:

- **Asset Recovery Services**

Asset Recovery Services (ARS) helps customers recover the maximum value from their end-of-life equipment in a cost-effective and secure way. On top of simplifying the transition from old to new equipment, ARS mitigates environmental and data security risks associated with data center equipment disposal. Lenovo ARS is a cash-back solution for equipment based on its remaining market value, yielding maximum value from aging assets and lowering total cost of ownership for your customers. For more information, see the ARS page, <https://lenovopress.com/lp1266-reduce-e-waste-and-grow-your-bottom-line-with-lenovo-ars>.

- **Assessment Services**

An Assessment helps solve your IT challenges through an onsite, multi-day session with a Lenovo technology expert. We perform a tools-based assessment which provides a comprehensive and thorough review of a company's environment and technology systems. In addition to the technology based functional requirements, the consultant also discusses and records the non-functional business requirements, challenges, and constraints. Assessments help organizations like yours, no matter how large or small, get a better return on your IT investment and overcome challenges in the ever-changing technology landscape.

- **Design Services**

Professional Services consultants perform infrastructure design and implementation planning to support your strategy. The high-level architectures provided by the assessment service are turned into low level designs and wiring diagrams, which are reviewed and approved prior to implementation. The implementation plan will demonstrate an outcome-based proposal to provide business capabilities through infrastructure with a risk-mitigated project plan.

- **Basic Hardware Installation**

Lenovo experts can seamlessly manage the physical installation of your server, storage, or networking hardware. Working at a time convenient for you (business hours or off shift), the technician will unpack and inspect the systems on your site, install options, mount in a rack cabinet, connect to power and network, check and update firmware to the latest levels, verify operation, and dispose of the packaging, allowing your team to focus on other priorities.

- **Deployment Services**

When investing in new IT infrastructures, you need to ensure your business will see quick time to value with little to no disruption. Lenovo deployments are designed by development and engineering teams who know our Products & Solutions better than anyone else, and our technicians own the process from delivery to completion. Lenovo will conduct remote preparation and planning, configure & integrate systems, validate systems, verify and update appliance firmware, train on administrative tasks, and provide post-deployment documentation. Customer's IT teams leverage our skills to enable IT staff to transform with higher level roles and tasks.

- **Integration, Migration, and Expansion Services**

Move existing physical & virtual workloads easily, or determine technical requirements to support increased workloads while maximizing performance. Includes tuning, validation, and documenting ongoing run processes. Leverage migration assessment planning documents to perform necessary migrations.

## Regulatory compliance

The SR630 V2 conforms to the following standards:

- ANSI/UL 62368-1
- IEC 62368-1 (CB Certificate and CB Test Report)
- FCC - Verified to comply with Part 15 of the FCC Rules, Class A
- Canada ICES-003, issue 7, Class A
- CSA C22.2 No. 62368-1
- CISPR 32, Class A, CISPR 35
- Japan VCCI, Class A
- Taiwan BSMI CNS13438, Class A; CNS14336-1; Section 5 of CNS15663
- CE, UKCA Mark (EN55032 Class A, EN62368-1, EN55024, EN55035, EN61000-3-2, EN61000-3-3, (EU) 2019/424, and EN50581-1 (RoHS))
- Korea KN32, Class A, KN35
- Russia, Belorussia and Kazakhstan, TP EAC 037/2016 (for RoHS)
- Russia, Belorussia and Kazakhstan, EAC: TP TC 004/2011 (for Safety); TP TC 020/2011 (for EMC)
- Australia/New Zealand AS/NZS CISPR 32, Class A; AS/NZS 62368.1
- UL Green Guard, UL2819
- Energy Star 3.0
- EPEAT (NSF/ ANSI 426) Bronze
- China CCC certificate, GB17625.1; GB4943.1; GB/T9254
- China CECP certificate, CQC3135
- China CELP certificate, HJ 2507-2011
- Japanese Energy-Saving Act
- Mexico NOM-019
- TUV-GS (EN62368-1, and EK1-ITB2000)
- India BIS 13252 (Part 1)
- Germany GS

## External drive enclosures

The server supports attachment to external drive enclosures using a RAID controller with external ports or a SAS host bus adapter. Adapters supported by the server are listed in the [SAS adapters for external storage](#) section.

**Note:** Information provided in this section is for ordering reference purposes only. For the operating system and adapter support details, refer to the interoperability matrix for a particular storage enclosure that can be found on the Lenovo Data Center Support web site:

<http://datacentersupport.lenovo.com>

Table 81. External drive enclosures

Description	Part number		
	Worldwide	Japan	PRC
Lenovo Storage D1212 LFF Disk Expansion with Dual SAS IO Modules	4587A11	4587A1J	4587A1C
Lenovo Storage D1224 SFF Disk Expansion with Dual SAS IO Modules	4587A31	4587A3J	4587A3C
Lenovo Storage D3284 4TB x 84 HD Expansion Enclosure	641311F		
Lenovo Storage D3284 6TB x 84 HD Expansion Enclosure	641312F		
Lenovo Storage D3284 8TB x 84 HD Expansion Enclosure	641313F		
Lenovo Storage D3284 10TB x 84 HD Expansion Enclosure	641314F		

For details about supported drives, adapters, and cables, see the following Lenovo Press Product Guides:

- Lenovo Storage D1212 and D1224  
<http://lenovopress.com/lp0512>
- Lenovo Storage D3284  
<http://lenovopress.com/lp0513>

## External storage systems

Lenovo offers the ThinkSystem DE Series and ThinkSystem DM Series external storage systems for high-performance storage. See the DE Series and DM Series product guides for specific controller models, expansion enclosures and configuration options:

- ThinkSystem DE Series Storage  
<https://lenovopress.com/storage/thinksystem/de-series#rt=product-guide>
- ThinkSystem DM Series Storage  
<https://lenovopress.com/storage/thinksystem/dm-series#rt=product-guide>

## External backup units

The server supports both USB-attached RDX backup units and SAS-attached tape drives.

The following table lists the available external SAS tape backup options.

**Tip:** Verify the end-to-end support of an IBM tape backup solution through the IBM System Storage Interoperation Center (SSIC): <http://www.ibm.com/systems/support/storage/ssic>

Table 82. External SAS backup options

Part number	Description
External SAS tape backup drives	
6160S6E	IBM TS2260 Tape Drive Model H6S
6160S7E	IBM TS2270 Tape Drive Model H7S
6160S8E	IBM TS2280 Tape Drive Model H8S
External SAS tape backup autoloaders	
6171S6R	IBM TS2900 Tape Autoloader w/LTO6 HH SAS
6171S7R	IBM TS2900 Tape Autoloader w/LTO7 HH SAS
6171S8R	IBM TS2900 Tape Autoloader w/LTO8 HH SAS
External tape backup libraries	
6741A1F	IBM TS4300 3U Tape Library-Base Unit
SAS backup drives for TS4300 Tape Library	
01KP934	LTO 6 HH SAS Drive
01KP937	LTO 7 HH SAS Drive
01KP953	LTO 8 HH SAS Drive

For more information, see the list of Product Guides in the Backup units category:  
<https://lenovopress.com/servers/options/backup>

The following table lists the external RDX backup options available.

Table 83. External RDX dock and cartridges

Part number	Feature code	Description
External RDX docks		
4T27A10725	B32R	ThinkSystem RDX External USB 3.0 Dock (No cartridge included with the drive)
Cartridges		
7TP7A01601	AVF8	ThinkSystem RDX 500GB Cartridge
7TP7A01602	AVF1	ThinkSystem RDX 1TB Cartridge
7TP7A01603	AVF0	ThinkSystem RDX 2TB Cartridge
7TP7A04318	AXD1	ThinkSystem RDX 4TB Cartridge

For more information, see the Lenovo RDX USB 3.0 Disk Backup Solution product guide:

<https://lenovopress.com/tips0894-rdx-usb-30>

## Fibre Channel SAN switches

Lenovo offers the ThinkSystem DB Series of Fibre Channel SAN switches for high-performance storage expansion. See the DB Series product guides for models and configuration options:

- ThinkSystem DB Series SAN Switches:  
<https://lenovopress.com/storage/switches/rack#rt=product-guide>

## Uninterruptible power supply units

The following table lists the uninterruptible power supply (UPS) units that are offered by Lenovo.

Table 84. Uninterruptible power supply units

Part number	Description
55941AX	RT1.5kVA 2U Rack or Tower UPS (100-125VAC)
55941KX	RT1.5kVA 2U Rack or Tower UPS (200-240VAC)
55942AX	RT2.2kVA 2U Rack or Tower UPS (100-125VAC)
55942KX	RT2.2kVA 2U Rack or Tower UPS (200-240VAC)
55943AX	RT3kVA 2U Rack or Tower UPS (100-125VAC)
55943KX	RT3kVA 2U Rack or Tower UPS (200-240VAC)
55945KX	RT5kVA 3U Rack or Tower UPS (200-240VAC)
55946KX	RT6kVA 3U Rack or Tower UPS (200-240VAC)
55948KX	RT8kVA 6U Rack or Tower UPS (200-240VAC)
55949KX	RT11kVA 6U Rack or Tower UPS (200-240VAC)
55948PX	RT8kVA 6U 3:1 Phase Rack or Tower UPS (380-415VAC)
55949PX	RT11kVA 6U 3:1 Phase Rack or Tower UPS (380-415VAC)
55943KT†	ThinkSystem RT3kVA 2U Standard UPS (200-230VAC) (2x C13 10A, 2x GB 10A, 1x C19 16A outlets)
55943LT†	ThinkSystem RT3kVA 2U Long Backup UPS (200-230VAC) (2x C13 10A, 2x GB 10A, 1x C19 16A outlets)
55946KT†	ThinkSystem RT6kVA 5U UPS (200-230VAC) (2x C13 10A outlets, 1x Terminal Block output)
5594XKT†	ThinkSystem RT10kVA 5U UPS (200-230VAC) (2x C13 10A outlets, 1x Terminal Block output)

† Only available in China and countries in the Asia Pacific region.

For more information, see the list of Product Guides in the UPS category:

<https://lenovopress.com/servers/options/ups>



## Power distribution units

The following table lists the power distribution units (PDUs) that are offered by Lenovo.

Table 85. Power distribution units

Part number	Description
<b>0U Basic PDUs</b>	
00YJ776	0U 36 C13/6 C19 24A/200-240V 1 Phase PDU with NEMA L6-30P line cord
00YJ777	0U 36 C13/6 C19 32A/200-240V 1 Phase PDU with IEC60309 332P6 line cord
00YJ778	0U 21 C13/12 C19 32A/200-240V/346-415V 3 Phase PDU with IEC60309 532P6 line cord
00YJ779	0U 21 C13/12 C19 48A/200-240V 3 Phase PDU with IEC60309 460P9 line cord
<b>Switched and Monitored PDUs</b>	
00YJ780	0U 20 C13/4 C19 Switched and Monitored 32A/200-240V/1Ph PDU w/ IEC60309 332P6 line cord
00YJ781	0U 20 C13/4 C19 Switched and Monitored 24A/200-240V/1Ph PDU w/ NEMA L6-30P line cord
00YJ782	0U 18 C13/6 C19 Switched / Monitored 32A/200-240V/346-415V/3Ph PDU w/ IEC60309 532P6 cord
00YJ783	0U 12 C13/12 C19 Switched and Monitored 48A/200-240V/3Ph PDU w/ IEC60309 460P9 line cord
46M4003	1U 9 C19/3 C13 Switched and Monitored 60A 3 Phase PDU with IEC 309 3P+Gnd line cord
46M4004	1U 12 C13 Switched and Monitored DPI PDU (without line cord)
46M4005	1U 12 C13 Switched and Monitored 60A 3 Phase PDU with IEC 309 3P+Gnd line cord
<b>Ultra Density Enterprise PDUs (9x IEC 320 C13 + 3x IEC 320 C19 outlets)</b>	
71762NX	Ultra Density Enterprise C19/C13 PDU Module (without line cord)
71763NU	Ultra Density Enterprise C19/C13 PDU 60A/208V/3ph with IEC 309 3P+Gnd line cord
<b>C13 Enterprise PDUs (12x IEC 320 C13 outlets)</b>	
39M2816	DPI C13 Enterprise PDU+ (without line cord)
39Y8941	DPI Single Phase C13 Enterprise PDU (without line cord)
<b>C19 Enterprise PDUs (6x IEC 320 C19 outlets)</b>	
39Y8948	DPI Single Phase C19 Enterprise PDU (without line cord)
39Y8923	DPI 60A 3 Phase C19 Enterprise PDU with IEC 309 3P+G (208 V) fixed line cord
<b>Front-end PDUs (3x IEC 320 C19 outlets)</b>	
39Y8938	DPI 30amp/125V Front-end PDU with NEMA L5-30P line cord
39Y8939	DPI 30amp/250V Front-end PDU with NEMA L6-30P line cord
39Y8934	DPI 32amp/250V Front-end PDU with IEC 309 2P+Gnd line cord
39Y8940	DPI 60amp/250V Front-end PDU with IEC 309 2P+Gnd line cord
39Y8935	DPI 63amp/250V Front-end PDU with IEC 309 2P+Gnd line cord
<b>NEMA PDUs (6x NEMA 5-15R outlets)</b>	
39Y8905	DPI 100-127V PDU with Fixed NEMA L5-15P line cord
<b>Line cords for PDUs that ship without a line cord</b>	
40K9611	DPI 32a Line Cord (IEC 309 3P+N+G)
40K9612	DPI 32a Line Cord (IEC 309 P+N+G)
40K9613	DPI 63a Cord (IEC 309 P+N+G)
40K9614	DPI 30a Line Cord (NEMA L6-30P)
40K9615	DPI 60a Cord (IEC 309 2P+G)

Part number	Description
40K9617	DPI Australian/NZ 3112 Line Cord
40K9618	DPI Korean 8305 Line Cord

For more information, see the Lenovo Press documents in the PDU category:  
<https://lenovopress.com/servers/options/pdu>

## Rack cabinets

The following table lists the supported rack cabinets.

Table 86. Rack cabinets

Part number	Description
93072RX	25U Standard Rack
93072PX	25U Static S2 Standard Rack
93634PX	42U 1100mm Dynamic Rack
93634EX	42U 1100mm Dynamic Expansion Rack
93604PX	42U 1200mm Deep Dynamic Rack
93614PX	42U 1200mm Deep Static Rack
93084EX	42U Enterprise Expansion Rack
93084PX	42U Enterprise Rack
93074RX	42U Standard Rack

For specifications about these racks, see the Lenovo Rack Cabinet Reference, available from:  
<https://lenovopress.com/lp1287-lenovo-rack-cabinet-reference>

For more information, see the list of Product Guides in the Rack cabinets category:  
<https://lenovopress.com/servers/options/racks>

## KVM console options

The following table lists the supported KVM consoles.

Table 87. KVM console

Part number	Description
4XF7A73009	ThinkSystem 18.5" LCD Console (with English keyboard)

The following table lists the available KVM switches and the options that are supported with them.

Table 89. KVM switches and options

Part number	Description
KVM Console switches	
1754D1T	ThinkSystem Digital 2x1x16 KVM Switch (DVI video output port)
1754A1T	ThinkSystem Analog 1x8 KVM Switch (DVI video output port)
1754D2X	Global 4x2x32 Console Manager (GCM32)
1754D1X	Global 2x2x16 Console Manager (GCM16)
1754A2X	Local 2x16 Console Manager (LCM16)
1754A1X	Local 1x8 Console Manager (LCM8)
Cables for ThinkSystem Digital and Analog KVM Console switches	
4X97A11108	ThinkSystem VGA to DVI Conversion Cable
4X97A11109	ThinkSystem Single-USB Conversion Cable for Digital KVM
4X97A11107	ThinkSystem Dual-USB Conversion Cable for Digital KVM
4X97A11106	ThinkSystem USB Conversion Cable for Analog KVM
Cables for GCM and LCM Console switches	
46M5383	Virtual Media Conversion Option Gen2 (VCO2)
46M5382	Serial Conversion Option (SCO)

For more information, see the list of Product Guides in the KVM Switches and Consoles category:  
<http://lenovopress.com/servers/options/kvm>

## Lenovo Financial Services

Lenovo Financial Services reinforces Lenovo's commitment to deliver pioneering products and services that are recognized for their quality, excellence, and trustworthiness. Lenovo Financial Services offers financing solutions and services that complement your technology solution anywhere in the world.

We are dedicated to delivering a positive finance experience for customers like you who want to maximize your purchase power by obtaining the technology you need today, protect against technology obsolescence, and preserve your capital for other uses.

We work with businesses, non-profit organizations, governments and educational institutions to finance their entire technology solution. We focus on making it easy to do business with us. Our highly experienced team of finance professionals operates in a work culture that emphasizes the importance of providing outstanding customer service. Our systems, processes and flexible policies support our goal of providing customers with a positive experience.

We finance your entire solution. Unlike others, we allow you to bundle everything you need from hardware and software to service contracts, installation costs, training fees, and sales tax. If you decide weeks or months later to add to your solution, we can consolidate everything into a single invoice.

Our Premier Client services provide large accounts with special handling services to ensure these complex transactions are serviced properly. As a premier client, you have a dedicated finance specialist who manages your account through its life, from first invoice through asset return or purchase. This specialist develops an in-depth understanding of your invoice and payment requirements. For you, this dedication provides a high-quality, easy, and positive financing experience.

For your region-specific offers, please ask your Lenovo sales representative or your technology provider about the use of Lenovo Financial Services. For more information, see the following Lenovo website:

<https://www.lenovo.com/us/en/landingpage/lenovo-financial-services/>

## Related publications and links

For more information, see these resources:

- Lenovo ThinkSystem SR630 V2 product page:  
<https://www.lenovo.com/us/en/data-center/servers/racks/ThinkSystem-SR630-V2/p/77XX7SR63V2>
- Interactive 3D Tour of the ThinkSystem SR630 V2:  
<https://lenovopress.com/lp1423>
- Lenovo Press video walk-through of the ThinkSystem SR630 V2:  
<https://lenovopress.com/lp1402>
- ThinkSystem SR630 V2 drivers and support  
<http://datacentersupport.lenovo.com/products/servers/thinksystem/sr630v2/7z71/downloads>
- Lenovo ThinkSystem SR630 V2 product publications:  
<http://thinksystem.lenovofiles.com/help/index.jsp>
  - Quick Start
  - Rack Installation Guide
  - Setup Guide
  - Hardware Maintenance Manual
  - Messages and Codes Reference
  - Memory Population Reference
- ServerProven hardware compatibility:  
<http://www.lenovo.com/us/en/serverproven>

## Related product families

Product families related to this document are the following:

- [2-Socket Rack Servers](#)
- [ThinkSystem SR630 V2 Server](#)

## Notices

Lenovo may not offer the products, services, or features discussed in this document in all countries. Consult your local Lenovo representative for information on the products and services currently available in your area. Any reference to a Lenovo product, program, or service is not intended to state or imply that only that Lenovo product, program, or service may be used. Any functionally equivalent product, program, or service that does not infringe any Lenovo intellectual property right may be used instead. However, it is the user's responsibility to evaluate and verify the operation of any other product, program, or service. Lenovo may have patents or pending patent applications covering subject matter described in this document. The furnishing of this document does not give you any license to these patents. You can send license inquiries, in writing, to:

Lenovo (United States), Inc.  
8001 Development Drive  
Morrisville, NC 27560  
U.S.A.  
Attention: Lenovo Director of Licensing

LENOVO PROVIDES THIS PUBLICATION "AS IS" WITHOUT WARRANTY OF ANY KIND, EITHER EXPRESS OR IMPLIED, INCLUDING, BUT NOT LIMITED TO, THE IMPLIED WARRANTIES OF NON-INFRINGEMENT, MERCHANTABILITY OR FITNESS FOR A PARTICULAR PURPOSE. Some jurisdictions do not allow disclaimer of express or implied warranties in certain transactions, therefore, this statement may not apply to you.

This information could include technical inaccuracies or typographical errors. Changes are periodically made to the information herein; these changes will be incorporated in new editions of the publication. Lenovo may make improvements and/or changes in the product(s) and/or the program(s) described in this publication at any time without notice.

The products described in this document are not intended for use in implantation or other life support applications where malfunction may result in injury or death to persons. The information contained in this document does not affect or change Lenovo product specifications or warranties. Nothing in this document shall operate as an express or implied license or indemnity under the intellectual property rights of Lenovo or third parties. All information contained in this document was obtained in specific environments and is presented as an illustration. The result obtained in other operating environments may vary. Lenovo may use or distribute any of the information you supply in any way it believes appropriate without incurring any obligation to you.

Any references in this publication to non-Lenovo Web sites are provided for convenience only and do not in any manner serve as an endorsement of those Web sites. The materials at those Web sites are not part of the materials for this Lenovo product, and use of those Web sites is at your own risk. Any performance data contained herein was determined in a controlled environment. Therefore, the result obtained in other operating environments may vary significantly. Some measurements may have been made on development-level systems and there is no guarantee that these measurements will be the same on generally available systems. Furthermore, some measurements may have been estimated through extrapolation. Actual results may vary. Users of this document should verify the applicable data for their specific environment.

**© Copyright Lenovo 2022. All rights reserved.**

This document, LP1391, was created or updated on February 16, 2022.

Send us your comments in one of the following ways:

- Use the online Contact us review form found at:  
<https://lenovopress.com/LP1391>
- Send your comments in an e-mail to:  
[comments@lenovopress.com](mailto:comments@lenovopress.com)

This document is available online at <https://lenovopress.com/LP1391>.

## Trademarks

Lenovo and the Lenovo logo are trademarks or registered trademarks of Lenovo in the United States, other countries, or both. A current list of Lenovo trademarks is available on the Web at <https://www.lenovo.com/us/en/legal/copytrade/>.

The following terms are trademarks of Lenovo in the United States, other countries, or both:

Lenovo®  
AnyBay®  
Bootable Media Creator  
Flex System  
Lenovo Services  
ServerProven®  
System x®  
ThinkServer®  
ThinkSystem  
TopSeller  
TruDDR4  
UpdateXpress System Packs  
XClarity®

The following terms are trademarks of other companies:

Intel®, Intel Optane™, and Xeon® are trademarks of Intel Corporation or its subsidiaries.

Linux® is the trademark of Linus Torvalds in the U.S. and other countries.

ActiveX®, Hyper-V®, Microsoft®, Surface®, Windows Server®, and Windows® are trademarks of Microsoft Corporation in the United States, other countries, or both.

Other company, product, or service names may be trademarks or service marks of others.